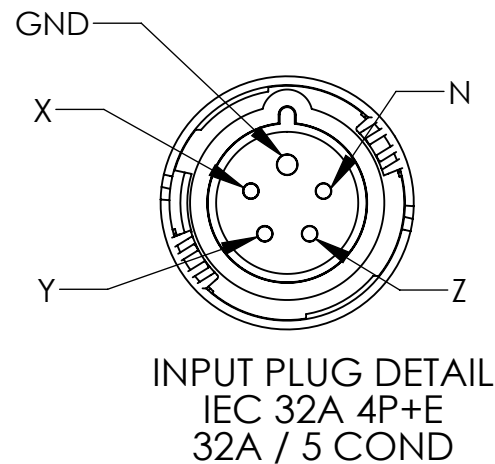
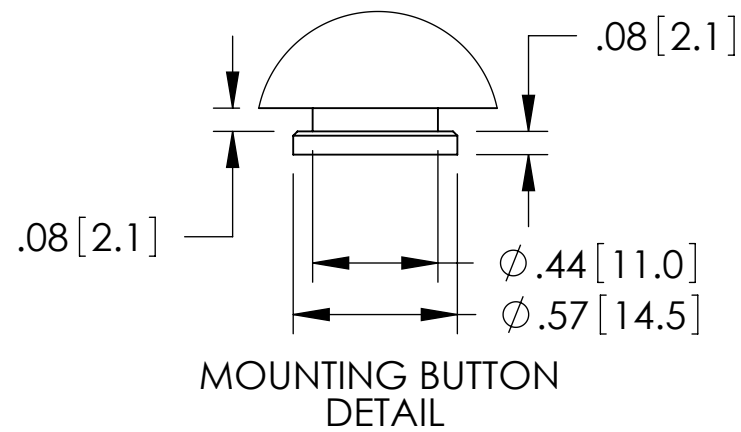


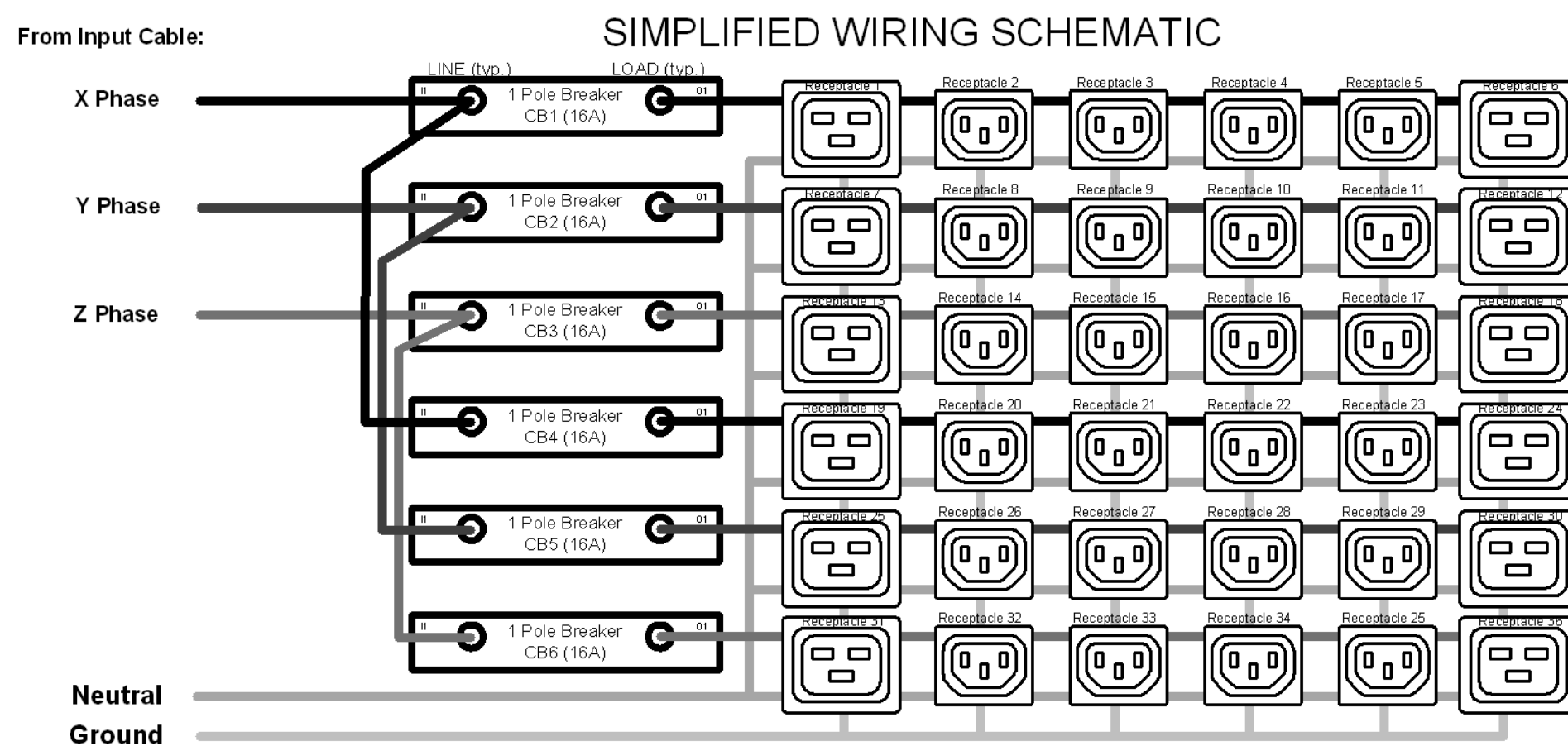
DISPLAY DETAIL



INPUT PLUG DETAIL
IEC 32A 4P+E
32A / 5 COND



MOUNTING BUTTON DETAIL



SIMPLIFIED WIRING SCHEMATIC

- Notes:
- 1 All Dimension are in inches [millimeters] unless otherwise specified.
 - 2 Installation must conform with all related national and local codes.
 - 3 All Bracket kits are sold separately. Toolless mounting buttons are included for installation in CPI cabinets.
 - 4 For more information, please contact Tech Support at techsupport@chatsworth.com.

Technical Specs:	
Input Ratings	
Nominal Voltage (VAC)	380-415VAC, Three Phase, 50/60 Hz
Input Plug / Cord	IEC 32A 4P+E (532P6W), 10 ft (3m)
Current Rating	32A
Power Rating (kW)	22.1 (@400VAC)
Output Ratings	
Nominal Voltage (VAC)	220-240VAC, 50/60 Hz
Current Rating	32A per Phase
Outlet Rating	C13: 12A max, C19: 16A max
Max Current per Breaker	16A Max
Outlet Combination	
Load Segment	CB1, CB2, CB3, CB4, CB5, CB6: (4) C-13 (2) C19
PDU Total	(24) C13 (12) C19
Branch Circuit Protection	(6) 1-pole 16A UL489 Breakers
Surge Suppression	None
Features:	
Local Display	(1) 4 digit LED Display- Input Current Meter
Cord Retention	Locking receptacles
Mounting System	Multiple tool-less mounting button locations, A and B (see detail)
Dimensions & Weights:	
Width (In[mm])	2.35 [59.7]
Height (In[mm])	72.00 [1828.8]
Depth (In[mm])	2.11 [53.6]
Weight (lbs[kg])	18 [8.2]
Regulatory Information:	
UL & cUL Listed, IEC 60950-1, CSA C22.2, CE, RoHS, FCC Part 15 Class A, EN 55022	
Environmental Conditions:	
Operating Temperature	32 - 149F (0 - 65C)
Operating Rel Humidity	5 - 95%
Operating Elevation	0-10000 ft (0-3000 m)
Storage Temperature	-13 - 149F (-25 - 65C)
Storage Rel Humidity	5 - 95%
Storage Elevation	0-50000ft (0-15000 m)
Hardware Included:	
(2) tool less mounting buttons (1) ground kit cable	

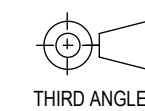
©2017 Chatsworth Products, Inc. All rights reserved.



All products quoted are subject to availability based on manufacturing capacity and shipping dates should be considered estimates only.

eConnect Vertical (0U) PDU, Metered, IEC 32A 4P+E (532P6W), 10 ft (3m), 220-240/380-415VAC, Three Phase, 50/60 Hz Input, 32A per Phase, (24) C13 (12) C19 Outlets, 220-240VAC, 50/60 Hz Output

While every effort has been made to ensure the accuracy of all information, CPI does not accept liability for any errors or omissions and reserves the right to change information and descriptions of listed services and products.



L2-2Y0F3

SHEET 1 OF 1

ISS 1