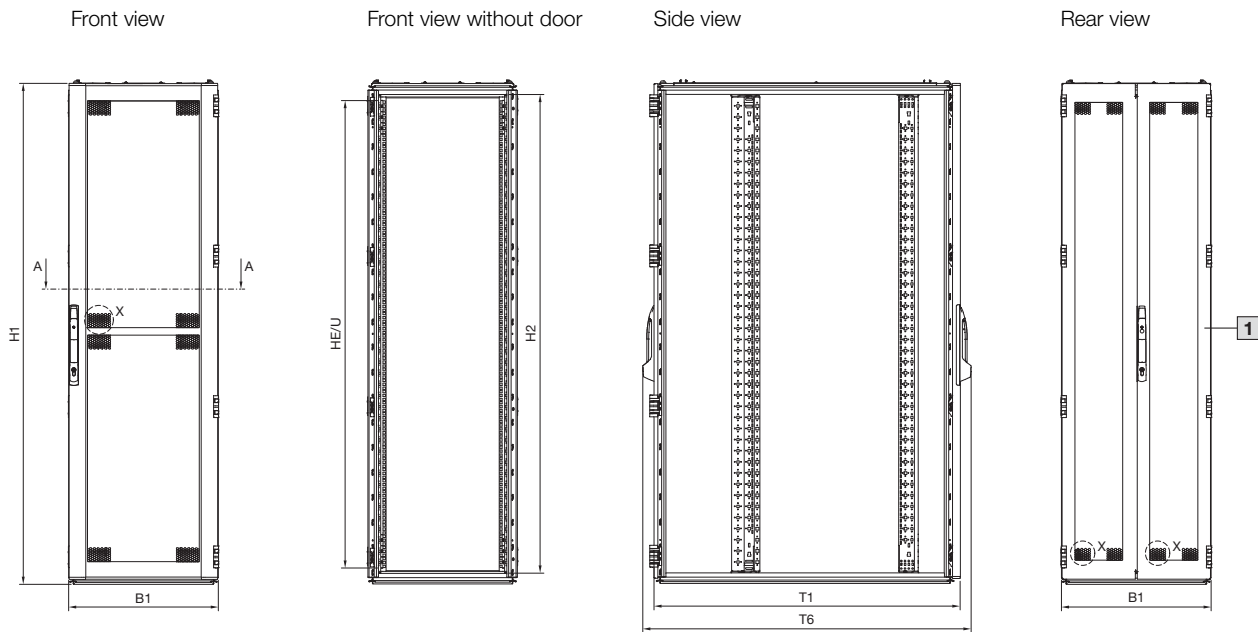


# Enclosures

## IT enclosure systems

### Network/server enclosures TS IT

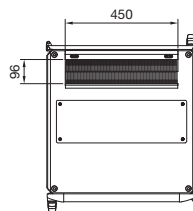
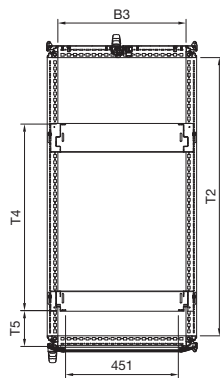
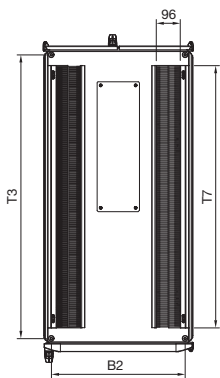
with vented door, with 482.6 mm (19") mounting frame, width 600 mm



Top view

Section A – A

Top view, depth 600 mm



#### Enclosure

- B1 = Overall width
- B2 = Roof attachment spacing
- B3 = Clearance of enclosure frame
- H1 = Overall height
- H2 = Clearance of enclosure frame
- T1 = Overall depth
- T2 = Clearance of enclosure frame
- T3 = Roof attachment spacing
- T4 = Distance between 482.6 mm (19") levels
- T5 = Distance between frame and 482.6 mm (19") level
- T6 = Overall depth with handles
- T7 = Length of brush strips

**1** For height 1200 mm one-piece door

#### Note:

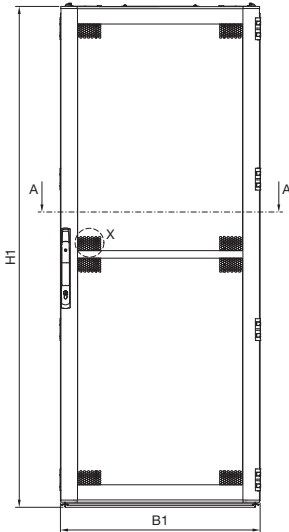
- With fitted side panels, the overall width (B1) is increased by 9 mm.
- Between bayed enclosures, allow 3 mm for the seal.

Model No. DK	U	Width dimensions mm			Height dimensions mm		Depth dimensions mm						
		B1	B2	B3	H1	H2	T1	T2	T3	T4	T5	T6	T7
5508.181	42	597	535	512	1998.5	1912	1024	912	935	745	84	1111	850
5510.181	42	597	535	512	1998.5	1912	1224	1112	1135	745	144	1311	1050
5513.181	47	597	535	512	2198.5	2112	1024	912	935	745	84	1111	850
5515.181	47	597	535	512	2198.5	2112	1224	1112	1135	745	144	1311	1050
5526.181	24	597	535	512	1198.5	1112	624	512	535	345	84	711	-
5527.181	38	597	535	512	1798.5	1712	624	512	535	345	84	711	-
5528.181	38	597	535	512	1798.5	1712	824	712	735	545	84	911	650
5529.181	42	597	535	512	1998.5	1912	624	512	535	345	84	711	-
5530.181	42	597	535	512	1998.5	1912	824	712	735	545	84	911	650
5531.181	47	597	535	512	2198.5	2112	824	712	735	545	84	911	650

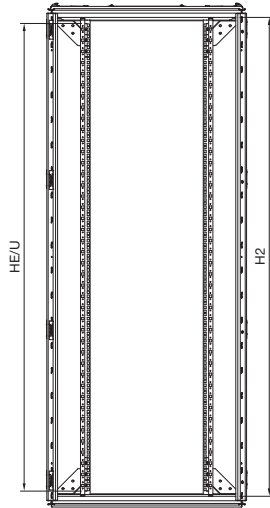
### Network/server enclosures TS IT

with vented door, with 482.6 mm (19") mounting frame, width 800 mm

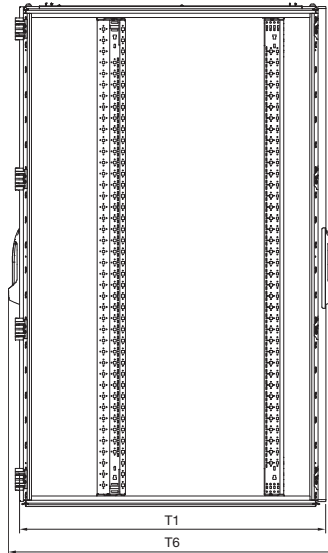
Front view



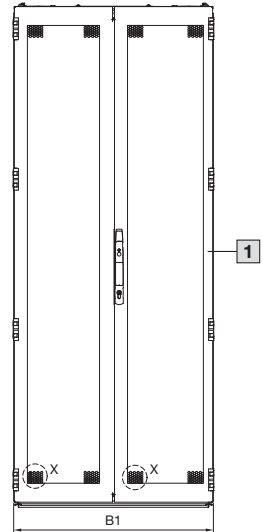
Front view without door



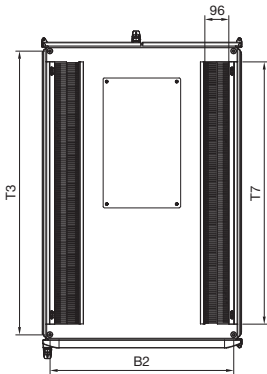
Side view



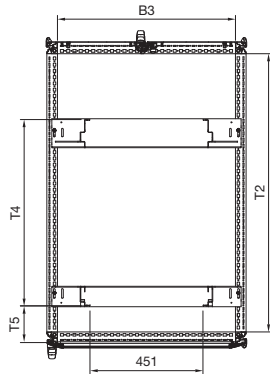
Rear view



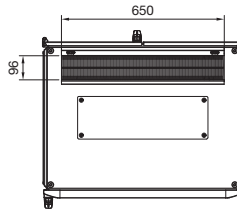
Top view



Section A – A



Top view, depth 600 mm



#### Enclosure

- B1 = Overall width
- B2 = Roof attachment spacing
- B3 = Clearance of enclosure frame
- H1 = Overall height
- H2 = Clearance of enclosure frame
- T1 = Overall depth
- T2 = Clearance of enclosure frame
- T3 = Roof attachment spacing
- T4 = Distance between 482.6 mm (19") levels
- T5 = Distance between frame and 482.6 mm (19") level
- T6 = Overall depth with handles
- T7 = Length of brush strips

**1** For height 1200 mm one-piece door

#### Note:

- With fitted side panels, the overall width (B1) is increased by 9 mm.
- Between bayed enclosures, allow 3 mm for the seal.

Model No. DK	U	Width dimensions mm			Height dimensions mm		Depth dimensions mm						
		B1	B2	B3	H1	H2	T1	T2	T3	T4	T5	T6	T7
5503.181	24	797	735	712	1198.5	1112	824	712	735	545	147	911	650
5504.181	24	797	735	712	1198.5	1112	1024	912	935	745	87	1111	850
5505.181	38	797	735	712	1798.5	1712	824	712	735	545	147	911	650
5506.181	42	797	735	712	1998.5	1912	624	512	535	445	87	711	-
5507.181	42	797	735	712	1998.5	1912	824	712	735	545	147	911	650
5509.181	42	797	735	712	1998.5	1912	1024	912	935	745	87	1111	850
5511.181	42	797	735	712	1998.5	1912	1224	1112	1135	745	147	1311	1050
5512.181	47	797	735	712	2198.5	2112	824	712	735	545	147	911	650
5514.181	47	797	735	712	2198.5	2112	1024	912	935	745	87	1111	850
5516.181	47	797	735	712	2198.5	2112	1224	1112	1135	745	147	1311	1050