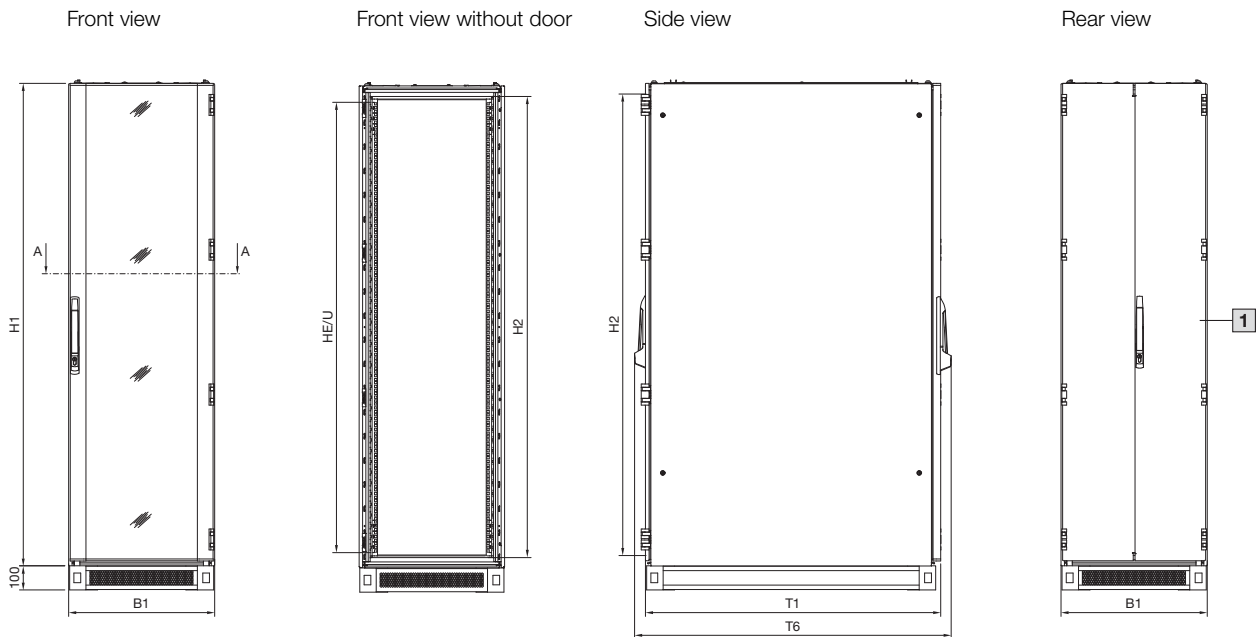


Enclosures

IT enclosure systems

Network/server enclosures TS IT

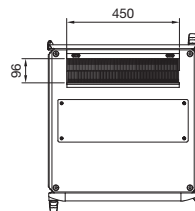
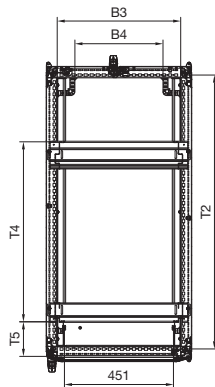
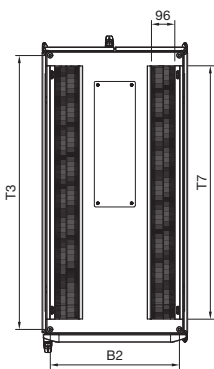
with glazed door, pre-configured, with 482.6 mm (19") mounting frame, width 600 mm



Top view

Section A – A

Top view, depth 600 mm



Enclosure

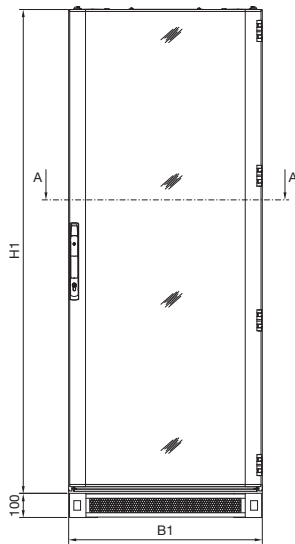
- B1 = Overall width
 - B2 = Roof attachment spacing
 - B3 = Clearance of enclosure frame
 - B4 = Distance between Flex-Block corner pieces
 - H1 = Overall height
 - H2 = Clearance of enclosure frame
 - T1 = Overall depth
 - T2 = Clearance of enclosure frame
 - T3 = Roof attachment spacing
 - T4 = Distance between 482.6 mm (19") levels
 - T5 = Distance between frame and 482.6 mm (19") level
 - T6 = Overall depth with handles
 - T7 = Length of brush strips
- 1** For height 1200 mm one-piece door

Model No. DK	U	Width dimensions mm				Height dimensions mm		Depth dimensions mm						
		B1	B2	B3	B4	H1	H2	T1	T2	T3	T4	T5	T6	T7
5508.151	42	606	535	512	364	1998.5	1912	1024	912	935	745	84	1111	850
5510.151	42	606	535	512	364	1998.5	1912	1224	1112	1135	745	144	1311	1050
5513.151	47	606	535	512	364	2198.5	2112	1024	912	935	745	84	1111	850
5515.151	47	606	535	512	364	2198.5	2112	1224	1112	1135	745	144	1311	1050
5526.151	24	606	535	512	364	1198.5	1112	624	512	535	345	84	711	-
5527.151	38	606	535	512	364	1798.5	1712	624	512	535	345	84	711	-
5528.151	38	606	535	512	364	1798.5	1712	824	712	735	545	84	911	650
5529.151	42	606	535	512	364	1998.5	1912	624	512	535	345	84	711	-
5530.151	42	606	535	512	364	1998.5	1912	824	712	735	545	84	911	650
5531.151	47	606	535	512	364	2198.5	2112	824	712	735	545	84	911	650

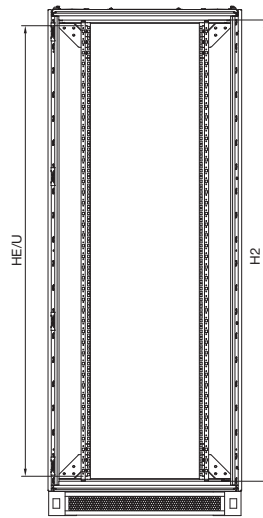
Network/server enclosures TS IT

with glazed door, pre-configured, with 482.6 mm (19") mounting frame, width 800 mm

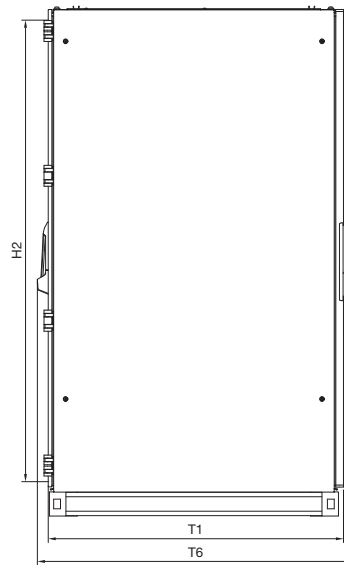
Front view



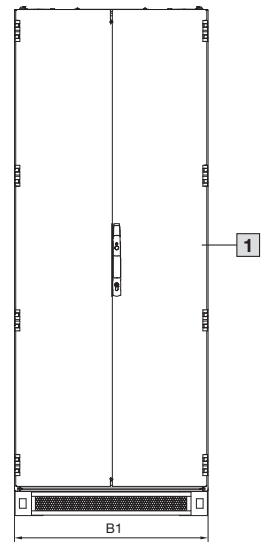
Front view without door



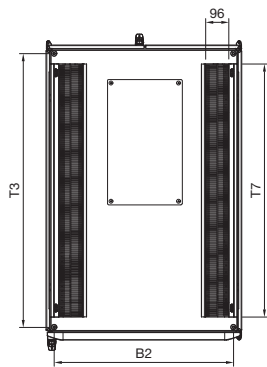
Side view



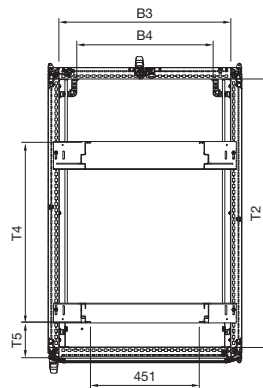
Rear view



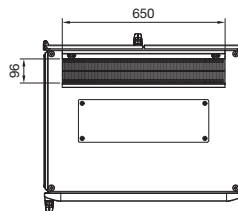
Top view



Section A – A



Top view, depth 600 mm



Enclosure

- B1 = Overall width
- B2 = Roof attachment spacing
- B3 = Clearance of enclosure frame
- B4 = Distance between Flex-Block corner pieces
- H1 = Overall height
- H2 = Clearance of enclosure frame
- T1 = Overall depth
- T2 = Clearance of enclosure frame
- T3 = Roof attachment spacing
- T4 = Distance between 482.6 mm (19") levels
- T5 = Distance between frame and 482.6 mm (19") level
- T6 = Overall depth with handles
- T7 = Length of brush strips

1 For height 1200 mm one-piece door

Model No. DK	U	Width dimensions mm				Height dimensions mm		Depth dimensions mm						
		B1	B2	B3	B4	H1	H2	T1	T2	T3	T4	T5	T6	T7
5503.151	24	806	735	712	564	1198.5	1112	824	712	735	545	147	911	650
5504.151	24	806	735	712	564	1198.5	1112	1024	912	935	745	87	1111	850
5505.151	38	806	735	712	564	1798.5	1712	824	712	735	545	147	911	650
5506.151	42	806	735	712	564	1998.5	1912	624	512	535	445	87	711	–
5507.151	42	806	735	712	564	1998.5	1912	824	712	735	545	147	911	650
5509.151	42	806	735	712	564	1998.5	1912	1024	912	935	745	87	1111	850
5511.151	42	806	735	712	564	1998.5	1912	1224	1112	1135	745	147	1311	1050
5512.151	47	806	735	712	564	2198.5	2112	824	712	735	545	147	911	650
5514.151	47	806	735	712	564	2198.5	2112	1024	912	935	745	87	1111	850
5516.151	47	806	735	712	564	2198.5	2112	1224	1112	1135	745	147	1311	1050