

QUADRARACK® 4-POST FRAME

California
OSHDP
OPM-0112-13

KEY FEATURES

- Stability and strength of an enclosure in a open mounting system
- Provides easy access to equipment and cabling
- Quick assembly with one-piece top and bottom pan sets
- Easy to bay together to create multi-frame configurations
- Use with any CPI Cabling Section to manage cables
- Equipment mounting locations are marked and numbered on the mounting channel
- Threaded mounting holes speed installation of rack-mount equipment and shelving
- Support large equipment on heavy-duty four-post fixed and sliding shelves

APPLICATIONS

- Use to support large modular network or voice switches and routers in communications equipment rooms.
- Use with shelves to support large, heavy computer and data processing equipment.

RELATED ACCESSORIES

- Universal Horizontal Cable Manager
- Jumper Trays
- Fixed and Sliding Equipment Shelves
- LCD Monitor + Shelf
- Keyboard + Tray

USE WITH

- MCS Master Cabling Section
- CCS Combination Cabling Section
- VCS Vertical Cabling Section

QuadraRack® 4-Post Frame

Use with any CPI Cabling Section

Quick Assembly

One-piece top and bottom pan sets



The QuadraRack® 4-Post Frame provides a sturdy, cost-effective solution for supporting large rack-mount communications equipment, such as routers and voice or network switches, in telecommunications and equipment rooms and other network facilities. The QuadraRack offers the strength and stability of an enclosure in an open mounting system that provides easy access to equipment and cabling.

The QuadraRack 4-Post Frame will support up to 2000 lb of equipment. The corner posts are C-shaped equipment mounting channels that are fixed 29" apart to provide front and rear support for 19" rack-mount equipment or shelves. The channels surround and protect equipment. Each rack-mount space is marked and numbered on the channels making it easy to locate and position equipment. Mounting holes are threaded allowing quick installation of equipment or shelves.

The QuadraRack 4-Post Frame can be used in combination with CPI Standard Racks (two-post racks), Cabling Sections (vertical cable managers) and overhead Cable Runway (ladder rack) to support a wide range of equipment storage applications. You can attach 4" wide to 20" wide CPI Cable Runway (ladder rack) directly to the top pan with J-bolts or a Cable Runway Elevation Kit. CPI Cabling Sections bolt directly to the side of the frame, and the base of the frame is punched for easy floor attachment.

See reverse for product specifications and ordering information. Please contact CPI Technical Support for configuration assistance.

US & Canada

+1-800-834-4969
Toronto, Ontario, Canada
+905-850-7770
chatsworth.com

Latin America

+52-55-5203-7525
Toll Free within Mexico
01-800-01-7592
chatsworth.com.co

Europe

+44-1628-524-834
chatsworthproducts.co.uk

Middle East & Africa

Dubai, UAE
+971-4-2602125
chatsworth.ae

Asia Pacific

+86 21 6880-0266
chatsworth.com.cn

techsupport@chatsworth.com



CHATSWORTH
PRODUCTS

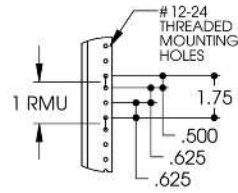
SPECIFICATIONS

- Four-post frame with threaded mounting holes used to support 19" wide rack-mount communications equipment and shelves
- For indoor use only, in environmentally controlled areas; may not be used outdoors, in industrial or harsh environments, or in plenum spaces
- Includes:
 - (1) top pan
 - (1) bottom pan
 - (4) mounting channels
 - (2) base angles
 - (2) top angles
 - Assembly hardware
 - (100) #12-24 equipment mounting screws
 - Order installation hardware separately
- Available sizes: See order table
- Usable equipment space: See order table
- Equipment Support:
 - Front and rear pairs of 3" deep C-shaped equipment mounting channels
 - Fixed in place, 29" apart front-to-rear 19" wide, EIA-310-D compliant hole pattern
 - 1-3/4" high rack-mount units (RMU)
 - Universal hole pattern, 5/8"-5/8"-1/2" vertical hole spacing
 - Threaded #12-24 equipment mounting holes
 - RMU spaces are marked and numbered on the channels
 - Includes 100 each #12-24 equipment mounting screws
- Load capacity: 2000 lb of equipment
- Certifications:
 - EIA-310-D compliant
 - OSHPD OPM-0260-13, Preapproval of Manufacturer's Certification (OPM)
- Material:
 - Aluminum extrusion
 - Aluminum sheet
- Construction: Bolted assembly, Ships unassembled
- Finish:
 - Clear grained aluminum or Epoxy-polyester hybrid powder coat paint available in black, gray, computer beige or glacier white

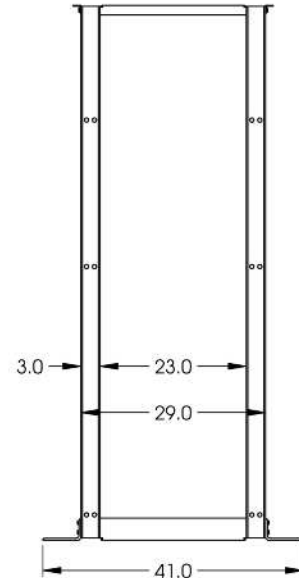
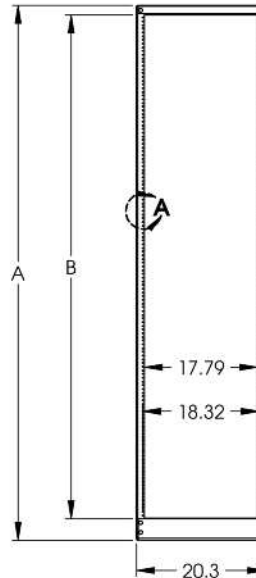
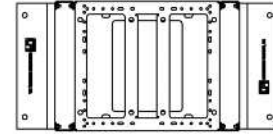
Accessories:

- Cable Management: Use vertical and horizontal cable managers, sold separately
- Power Distribution: Use vertical and rack-mount power strips, sold separately
- Ground and bonding: Use rack-mount bus bars or ground terminal lugs, sold separately
- Seismic Bracing: Use CPI bracing kits, sold separately

DIMENSIONS



DETAIL A
EIA-310-D
UNIVERSAL
HOLE SPACING



Part Number	Height		
	(A)	(B)	RMU
50120-X03	84.0"	79.0"	45
50120-X15	96.0"	89.5"	51
50120-X08	108.0"	101.7"	58

ORDERING INFORMATION

Part Number	Description H x W x D Height - ft (m), Depth - in (mm)	Shipping Weight lb (kg)
50120-X03	7 (2.1) x 19 x 29 (740), 45U	65 (29.5)
50120-X15	8 (2.4) x 19 x 29 (740), 51U	67 (30.4)
50120-X08	9 (2.7) x 19 x 29 (740), 58U	69 (31.3)

X=color: 1=Gray, 2=Computer Beige, 5=Clear, 7=Black, E=Glacier White



CHATSWORTH PRODUCTS