

ONTRAC® WIRE MESH CABLE TRAY SYSTEM

KEY FEATURES

- Available in two styles: Shaped and Standard Tray
- Easy to use pathway solution that supports large quantities of network cables
- Can be cut and formed to create smooth curved transitions around obstacles
- Cable tray can be used above the drop ceiling or under access floors to create a hidden pathway for network cables
- Open top design makes cable moves, adds and changes easier
- Available in multiple widths and depths to match cable fill requirements
- Easy to splice and bond together
- Support trays from the floor, ceiling, wall or the tops of racks and cabinets

APPLICATIONS

- Use the OnTrac® Wire Mesh Cable Tray System to distribute network cables to equipment cabinets and racks in the data center and network equipment rooms or to individual office spaces in commercial buildings.

USE WITH

- CPI Rack Systems
- CPI Cabinet and Enclosure Systems
- CPI Zone Cabling and Wireless Enclosures

RELATED ACCESSORIES

- Auxiliary Framing Channel
- CPI Grounding and Bonding Products

Availability: US, Canada and Latin America



OnTrac Standard Wire Mesh Tray

Provides excellent load bearing capability and protection for cables



OnTrac Shaped Wire Mesh Tray

Features unique flattened cross wires, which increase cable support by providing a much larger contact surface for cables



CPI's OnTrac® Wire Mesh Cable Tray System is an excellent solution for indoor cable pathway applications to create point-to-point pathways for network cabling in data centers, network equipment rooms and office spaces. In addition to standard tray, we now offer OnTrac Shaped Tray as an option when supporting high performance and high density cabling.

All OnTrac Wire Mesh Cable Tray can be cut and formed into smooth turns and transitions easily adapting to most locations to avoid existing pathway obstacles. The tray provides excellent load bearing capability, protection for cables, can be used in plenum spaces and is UL Classified for suitability as an equipment grounding conductor. Manufactured from 5 mm and 6 mm diameter steel wire that is welded to a 2" x 4" (50 mm x 100 mm) rectangular grid pattern.

The new OnTrac Shaped Tray features unique flattened cross wires, which increase cable support by providing a much larger contact surface for cables as compared to the original standard round wire tray. This unique design reduces the pressure and strain on the cables that come into contact with the tray. It also uses the same installation techniques, splices, supports and accessories as standard tray, so it is easy to adopt and use. Shape up your cable pathways now with pre-galvanized OnTrac® Shaped Tray and experience a new level of performance and quality.

Shaped Tray features:

- 400% larger contact surface for cables
- Up to a 63% reduction in cabling strain/pressure
- Cuts, configures and splices the same as Standard Tray
- Bottom Insert or Liner can be used to create a solid bottom tray

The new pre-galvanized finish is also an excellent alternative to the zinc electroplated finish. The pre-galvanized finish eliminates environmental concerns about post production chemical cleaning and plating, but retains a clean metallic finish.

Ordering information is listed on the following pages. Contact CPI Technical Support for assistance with configurations.

US & Canada

+1-800-834-4969
Toronto, Ontario, Canada
+905-850-7770
chatsworth.com

Latin America

+52-55-5203-7525
Toll Free within Mexico
01-800-01-7592
chatsworth.com.co

Europe

+44-1628-524-834
chatsworth.com

Middle East & Africa

Dubai, UAE
+971-4-2602125
chatsworth.ae

Asia Pacific

+86 21 6880-0266
chatsworth.com.cn



CHATSWORTH
PRODUCTS

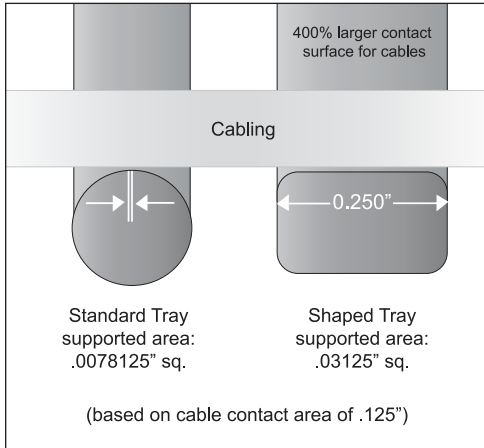
ORDERING INFORMATION

OnTrac Wire Mesh Cable Tray

OnTrac Wire Mesh Cable Tray is available in two styles: Shaped Tray and Standard Tray. Shaped Tray is the best choice for high density cabling applications because it features flattened cross wires to provide a larger surface for supporting cables.

Select tray size based on cable fill requirements considering the space available for trays in the location. Some sites will use multiple sizes. When stacked, leave at least 12" (300 mm) between trays.

Use the listed Cable Fill Area or the CPI Cable Fill Table (www.chatsworth.com/cablefill) to estimate cable fills based on your cable diameter. Trays are sold in standard 10'L (3 m) lengths. Note that the trays are available in different finishes, but both tray styles use the same splices, supports and accessories.



Part Number Pre-Galvanized		Nominal Dimensions		Cable Fill Area		Estimated Cable Fill	Max. Load 6'L (1.8 m) Span		Splices	Shipping Weight lb (kg)
Shaped Tray	Standard Tray	Height in (mm)	Width in (mm)	in ²	mm ²	.30" OD Cable	lb/ft	kg/m	Min. Qty.	
36811-604	34811-604	2 (50)	4 (100)	8.2	5290	58	43	63.9	2	11 (5.0)
36811-606	34811-606	2 (50)	6 (150)	12.4	8000	88	50	74.4	4	12 (5.4)
36811-608	34811-608	2 (50)	8 (200)	16.6	10 710	117	52	77.3	4	14 (6.4)
36811-612	34811-612	2 (50)	12 (300)	24.8	16 000	175	58	86.3	4	17 (7.7)
36811-616	34811-616	2 (50)	16 (400)	33.4	21 550	236	70	104.1	4	20 (9.1)
36811-618	34811-618	2 (50)	18 (450)	37.6	24 260	266	70	104.1	4	21 (9.5)
36811-620	34811-620	2 (50)	20 (500)	41.8	26 970	296	73	108.6	5	23 (11.8)
36811-624	34811-624	2 (50)	24 (600)	50.2	32 390	355	75	111.6	5	26 (11.8)
36821-604	34821-604	4 (100)	4 (100)	15.6	10 060	110	45	66.9	4	14 (6.4)
36821-606	34821-606	4 (100)	6 (150)	23.6	15 230	167	49	72.9	5	16 (7.3)
36821-608	34821-608	4 (100)	8 (200)	31.6	20 390	224	78	116.0	6	18 (8.7)
36821-612	34821-612	4 (100)	12 (300)	47.2	30 450	334	78	116.0	6	21 (8.5)
36821-616	34821-616	4 (100)	16 (400)	63.6	41 030	450	108	160.7	7	24 (10.9)
36821-618	34821-618	4 (100)	18 (450)	71.6	46 190	506	116	172.6	7	25 (11.3)
36821-620	34821-620	4 (100)	20 (500)	79.6	51 350	563	116	172.6	7	27 (12.2)
36821-624	34821-624	4 (100)	24 (600)	95.6	61 680	676	116	172.6	8	30 (13.6)
36831-608	34831-608	6 (150)	8 (200)	47.4	30 580	335	116	172.6	6	22 (10.0)
36831-612	34831-612	6 (150)	12 (300)	70.8	45 680	501	123	183.0	6	25 (11.3)
36831-616	34831-616	6 (150)	16 (400)	95.4	61 550	675	123	183.0	7	28 (12.7)
36831-618	34831-618	6 (150)	18 (450)	107.4	69 290	760	127	189.0	7	29 (13.2)
36831-620	34831-620	6 (150)	20 (500)	119.4	77 030	845	127	189.0	7	31 (14.1)
36831-624	34831-624	6 (150)	24 (600)	143.4	92 520	1014	150	223.2	8	34 (15.4)



Notes:

- Above part numbers have a pre-galvanized finish and are UL Classified in U.S. only except for 2"H x 4"W (50 mm x 100 mm) Standard Tray (P/N 34811-X04) which is not UL Classified, regardless of finish.
- Above products also available in a Black (-7XX) and Glacier White (-EXX) finishes. Only Standard Tray is available in Zinc electroplate finish (-5XX). Black, Glacier White and Zinc finishes are UL Classified in the U.S. and Canada. Zinc electroplate finish has longer lead time.
- Max. Load is reduced by 20% (multiply by 0.8) when tray is spliced using the Spring Splice Kit (P/N 34834-501 or 34834-701). Spring Splice Kit cannot be used with Shaped Tray.

Splices

Use Splices to connect cable tray together to form end-to-end junctions or intersections. Splices are sold in multi-packs. A specific number of splices are required at each junction or intersection to maintain UL Classified bonding. Download the OnTrac Wire Mesh Cable Tray Installation Instructions from the CPI Website (www.chatsworth.com/ontrac). When trays are cut to form turns, additional bonding may be required. Use the Split Bolt Grounding Clamp accessory.

Standard Splice Kit

- Use to connect sections of wire mesh cable tray together end-to-end, at intersections and turns
- Each splice kit includes three components: a stamped washer with a fixed screw, a contoured splice washer and a flange nut
- The two halves of the splice wrap around adjacent wires on the tray connecting the tray wires together
- Sold in packs of 50



Spring Splice Kit

- Use to connect sections of Standard wire mesh cable tray together end-to-end; cannot be used with Shaped Tray
- Quick installation with included tool; no hardware required
- Sold in packs of 50 splices with one included installation tool

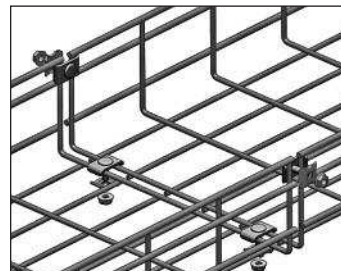
Part Number & Finish		Description	Shipping Weight lb (kg)
Zinc	Black		
34738-501	34738-701	Standard Splice Kit, Pack of 50	11 (5.0)

Part Number & Finish		Description	Shipping Weight lb (kg)
Zinc	Black		
34834-501	34834-701	Spring Splice Kit, Pack of 50	9 (4.1)

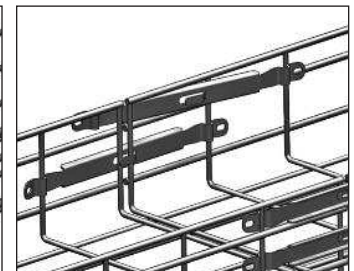
Splice Washer & Bolt Kit

- Use with Splice Bar (P/N 34739-X01) to connect wire mesh trays together end-to-end
- Use to secure tray to ceiling, wall and access floor supports
- Use to attach accessories to wire mesh cable tray
- Each splice kit includes two components: a stamped washer with a fixed screw and flange nut
- Sold in packs of 50

Part Number & Finish		Description	Shipping Weight lb (kg)
Zinc	Black		
34728-501	34728-701	Splice Washer & Bolt Kit, Pack of 50	2 (0.9)




Standard Splice Kit (34738-X01), installed. Can be used on both Standard and Shaped Tray.



Spring Splice Kit (34834-X01), installed. Use on Standard Tray only.

Splices (continued from page 2)



Clamp Washer

- Use to securely fasten two layers of wire mesh when connecting trays at 90° bends or intersections
- May be used to attach tray to support
- Attaches to the tray using a carriage bolt and flange nut from the Carriage Bolt Hardware Kit (P/N 34728-X02)
- Sold in packs of 25

Part Number & Finish		Description	Shipping Weight lb (kg)
Zinc	Black		
34746-501	34746-701	Clamp Washer, Pack of 25	2 (0.9)



Carriage Bolt Hardware Kit

- Use with Clamp Washer to connect wire mesh trays together
- Includes carriage bolts and flange nuts
- Sold in packs of 50

Part Number & Finish		Description	Shipping Weight lb (kg)
Zinc	Black		
34728-502	34728-702	Carriage Bolt Hardware Kit, Pack of 50	2 (0.9)



90° Splice Bar Kit

- Use to create a secure 90° T- or L-shaped intersection between two wire mesh cable tray sections
- Kit includes all hardware needed to make one 90° T-shaped or two L-shaped intersections
- 90° splice bars are manufactured from steel; 5 31/32" L (152 mm)
- Sold individually

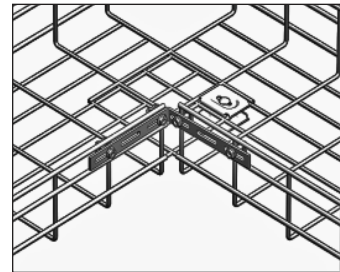
Part Number & Finish		Description	Shipping Weight lb (kg)
Zinc	Black		
34740-501	34740-701	90° Splice Bar Kit	2 (0.9)



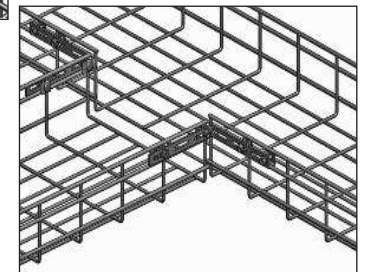
Splice Bar

- Use with splices from the Standard Splice Kit (P/N 34738-X01) to create a more secure end-to-end connection between wire mesh cable tray sections
- Attaches to the side of the tray using three splice washers from the Splice Washer & Bolt Kit (P/N 34728-X01)
- Recommended for all trays that are 18"W (450 mm) or wider
- Manufactured from steel; 10.8"L (274.6 mm)
- Sold in packs of 50

Part Number & Finish		Description	Shipping Weight lb (kg)
Zinc	Black		
34739-501	34739-701	Splice Bar, Pack of 50	12 (5.4)



Views of Clamp Washer (34746-X01) and 90° Splice Bar (34740-X01) installed on tray.



Supports

Support OnTrac Wire Mesh Cable Tray from overhead threaded rod, from the wall, under raised floors and from the tops of racks using the following supports. Support cable tray every 6' (1.8 m) or less on straight runs and within 2' (0.6 m) of every splice or intersection. Refer to the cable tray order table for maximum loads. Installation hardware is not included.



Edge Hanger

- Use in pairs to support wire mesh cable tray from the ceiling using threaded rod
- Installation requires a 3/8" (M10) or 1/4" (M6) threaded rod, two hex nuts, one 3/8" (M10) or two 1/4" (M6) flat washers, one split lock washer and an appropriate anchor/ceiling clamp (ordered separately)
- The side of the tray is supported in the two J-shaped hooks at the bottom of the hanger
- Use in pairs to support a single cable tray
- Manufactured from steel
- Sold in packs of 50

Part Number	Description Width in (mm)	Shipping Weight lb (kg)
34731-X01	Edge Hanger, Pack of 50	7 (3.2)

X=finish; 5=Zinc, 6=Pre-Galvanized, 7=Black, E=Glacier White.



Wall-Mount Angle

- Use to support the end of wire mesh cable tray against the wall
- Installation requires 1/4" (M6) hardware (ordered separately)
- Tray attaches to the Wall-Mount Angle with two splice washers from the Splice Washer & Bolt Kit (P/N 34728-X01)
- Manufactured from steel
- Sold individually

Part Number	Description Width in (mm)	Shipping Weight lb (kg)
34735-X08	Wall Mount Angle, for 8 (200) Tray	1 (0.5)
34735-X12	Wall Mount Angle, for 12 (300) Tray	1 (0.5)
34735-X16	Wall Mount Angle, for 16 (400) Tray	1 (0.5)
34735-X20	Wall Mount Angle, for 20 (500) Tray	2 (0.9)
34735-X24	Wall Mount Angle, for 24 (600) Tray	2 (0.9)

Note: Use 8"W (200mm) Wall-Mount Angle for 4"W (100mm) and 6"W (15mm) trays; use 20"W (500mm) bracket for 18"W (450mm) tray. Available in Pre-Galvanized, Black and Glacier White finishes only. X=finish; 6=Pre-Galvanized, 7=Black, E=Glacier White.

Supports (continued from page 3)



Center Support Bracket

- Use to support wire mesh cable tray from the ceiling with a single 3/8" (M10) or smaller threaded rod and hardware (sold separately)
- Tray attaches to the Center Support Bracket with two splice washers from the Splice Washer & Bolt Kit (P/N 34728-X01) or use fold-over tabs to secure the tray on all sizes except the 4"W (100 mm) version
- Used to support a single cable tray
- Manufactured from steel
- Sold individually

Part Number	Description Width in (mm)	Shipping Weight lb (kg)
34729-X04	Center Support Bracket, for 4 (100) Tray	1 (0.5)
34729-X08	Center Support Bracket, for 8 (200) Tray	1 (0.5)
34729-X12	Center Support Bracket, for 12 (300) Tray	2 (0.9)
34729-X16	Center Support Bracket, for 16 (400) Tray	2 (0.9)
34729-X20	Center Support Bracket, for 20 (500) Tray	2 (0.9)
34729-X24	Center Support Bracket, for 24 (600) Tray	3 (1.4)

X=finish; 5=Zinc, 7=Black, E=Glacier White.



C Support Bracket

- Use to support wire mesh cable tray against the wall and ceiling
- Allows easy side access to cables within the tray
- Installation requires 1/4" (M6) hardware (order separately)
- Tray attaches to the C Support Bracket with two splice washers from the Splice Washer & Bolt Kit (P/N 34728-X01)
- Manufactured from steel
- Sold individually

Part Number	Description Width in - (mm)	Shipping Weight lb (kg)
34134-X04	For 4 (100) Tray	3 (1.4)
34134-X08	For 8 (200) Tray	3 (1.4)
34134-X12	For 12 (300) Tray	3 (1.4)
34134-X18	For 18 (450) Tray	4 (1.8)

X=finish; 6=Pre-Galvanized, 7=Black, E=Glacier White.



L Support Bracket

- Use to support a wire mesh cable tray pathway along a wall or under a floor
- Installation requires 1/4" (M6) hardware (ordered separately)
- Use the 16"W (400 mm) or smaller version to support cable tray from an access floor pedestal; attach to the pedestal with a single Pedestal Clamp Bracket Kit (P/N 34737-501); floor height must be at least 12" (300 mm)
- Tray attaches to the L Support Bracket with two splice washers from the Splice Washer & Bolt Kit (P/N 34728-X01) or use the fold-over tab at the end of the bracket to secure the tray
- Can be used to support multiple trays of varying widths; the combined width of multiple trays must not exceed the width of the tray stated in the order table below
- Manufactured from steel
- Sold individually

Part Number	Description Width in (mm)	Shipping Weight lb (kg)
34734-X04	L Support Bracket, for 4 (100) Tray	1 (0.5)
34734-X08	L Support Bracket, for 8 (200) Tray	2 (0.9)
34734-X12	L Support Bracket, for 12 (300) Tray	2 (0.9)
34734-X16	L Support Bracket, for 16 (400) Tray	3 (1.4)
34734-X20	L Support Bracket, for 20 (500) Tray	3 (1.4)
34734-X24	L Support Bracket, for 24 (600) Tray	4 (1.8)

Note: Use 8"W (200 mm) L Support Bracket for 6"W (150 mm) trays; use 20"W (500 mm) bracket for 18"W (450 mm) tray. X=finish; 5=Zinc, 6=Pre-Galvanized, 7=Black, E=Glacier White.



Triangle Support Bracket

- Use to support a wire mesh cable tray pathway along a wall
- Installation requires 3/8" (M10) hardware (ordered separately)
- Tray attaches to the Triangle Support Bracket with two splice washers from the Splice Washer & Bolt Kit (P/N 34728-X01) or use the fold-over tab at the end of the bracket to secure the tray
- Manufactured from steel
- Sold individually

Part Number	Description Width in (mm)	Shipping Weight lb (kg)
34733-X04	Triangle Support Bracket, for 4 (100) Tray	1 (0.5)
34733-X08	Triangle Support Bracket, for 8 (200) Tray	1 (0.5)
34733-X12	Triangle Support Bracket, for 12 (300) Tray	2 (0.9)
34733-X16	Triangle Support Bracket, for 16 (400) Tray	2 (0.9)
34733-X20	Triangle Support Bracket, for 20 (500) Tray	3 (1.4)
34733-X24	Triangle Support Bracket, for 24 (600) Tray	4 (1.8)

Note: Use 8"W (200 mm) Triangle Support Bracket for 6"W (150 mm) trays; use 20"W (500 mm) bracket for 18"W (450 mm) tray. X=finish; 5=Zinc, 6=Pre-Galvanized, 7=Black, E=Glacier White.



Under Floor C Bracket

- Use to support two tiers of wire mesh cable tray under a raised access floor
- Allows easy side access to cables within the tray
- Attach to a floor pedestal with a Pedestal Clamp Bracket (P/N 34737-501)
- Tray attaches to the Under Floor C Bracket with two splice washers from the Splice Washer & Bolt Kit (P/N 34728-X01)
- Manufactured from steel, 7.8"H (198 mm)
- Sold individually

Part Number & Finish		Description Width in - (mm)	Shipping Weight lb (kg)
Pre-Galv	Black		
34140-606	34140-706	For 6 (150) Tray	3 (1.4)
34140-612	34140-712	For 12 (300) Tray	5 (2.3)



Trapeze Support Bracket

- Use to support wire mesh cable tray from the ceiling using a pair of threaded rods
- Installation requires a pair 1/2"(M13) or smaller threaded rods and hardware (order separately)
- Tray attaches to the Trapeze Support Bracket with two splice washers from the Splice Washer & Bolt Kit (P/N 34728-X01)
- Can be used to support multiple trays of varying widths; the combined width of multiple trays must not exceed the width of the tray stated in the order table below
- Manufactured from steel
- Sold individually

Part Number	Description Width in (mm)	Shipping Weight lb (kg)
34730-X12	Trapeze Support Bracket, for 12 (300) Tray	2 (0.9)
34730-X16	Trapeze Support Bracket, for 16 (400) Tray	2 (0.9)
34730-X20	Trapeze Support Bracket, for 20 (500) Tray	3 (1.4)
34730-X24	Trapeze Support Bracket, for 24 (600) Tray	3 (1.4)
34731-X01	Edge Hanger, Pack of 50	7 (3.2)

X=finish; 5=Zinc, 6=Pre-Galvanized, 7=Black, E=Glacier White.

Supports (continued from page 4)



Pedestal Clamp Bracket

- Use with the L Support Bracket or Under Floor C Bracket to support wire mesh cable tray from access floor pedestals under an access floor
- Use one Pedestal Clamp Bracket to attach a 16"W (400 mm) or smaller L Support Bracket to an access floor pedestal; floor height must be at least 12" (300 mm)
- Use one Pedestal Clamp Bracket to attach an Under Floor C Bracket to an access floor pedestal; floor height must be at least 15" (380 mm)
- Pedestal Clamp Bracket attaches to 1" to 2" round pedestals
- Manufactured from steel
- Sold individually

Part Number & Finish	Description	Shipping Weight lb (kg)
Zinc		
34737-501	Pedestal Clamp Bracket	1 (0.5)



Under Floor Support

- Use to support wire mesh cable tray from the floor under an access floor
- Attaches to the floor with 1/4" (M6) hardware or adhesive
- Tray attaches to the Under Floor Support with a splice washer from the Splice Washer & Bolt Kit (P/N 34728-X01)
- Under Floor Supports can be used in pairs to support wider trays
- Manufactured from steel
- Sold individually

Part Number & Finish		Dimensions			Shipping Weight lb (kg)
Pre-Galv	Black	Height - in (mm)	Width - in (mm)	Depth - in (mm)	
34736-643	34736-743	3 (75)	4 (100)	7 (180)	1 (0.5)
34736-646	34736-746	6 (150)	4 (100)	8.6 (218)	2 (0.9)
34736-683	34736-783	3 (75)	8 (200)	7 (180)	2 (0.9)
34736-686	34736-786	6 (150)	8 (200)	8.6 (218)	3 (1.4)
34736-689	34736-789	9 (225)	8 (200)	10.2 (260)	4 (1.8)

Note: The height of the raised floor must be more than the combined height of the Under Floor Support and the tray.



Pedestal Clamp Bracket Kit

- Use to support wire mesh cable tray from adjacent access floor pedestals
- Kit includes two Pedestal Clamp Brackets, tray support bracket, and installation hardware
- Tray attaches to the tray support bracket with two splice washers from the Splice Washer & Bolt Kit (P/N 34728-X01)
- Can be used to support multiple trays of varying widths with a combined width up to 20"W (500 mm)
- Tray support bracket is manufactured from steel
- Sold individually

Part Number & Finish	Description	Shipping Weight lb (kg)
Zinc		
34737-502	Pedestal Clamp Support Kit	4 (1.8)



Rack-Mount Hook

- Use to attach wire mesh cable tray to the top of a two-post or four-post CPI Rack System
- Includes a Clamp Washer with a hook that attaches to the L-shaped top angle on CPI Rack Systems
- Attach tray to the top of the rack in the parallel (side-to-side) or perpendicular (front-to-back) orientation; parallel alignment may not be centered over the rack
- Hook is manufactured from steel
- Sold in packs of 4

Part Number & Finish	Description	Shipping Weight lb (kg)
Black		
34732-X01	Rack-Mount Hook, Pack of 4	1 (0.5)

X=finish; 7=Black, E=Glacier White.

OnTrac Wire Mesh Cable Tray Accessories


Use accessories to protect cable by covering and dividing the cable tray, to provide radius drops wherever cable exits the tray, to label cable runway pathways and to bond pathways together at intersections and formed turns and transitions.



Cable Tray Bottom Insert

- Use to cover the bottom of a section of wire mesh cable tray to protect or hide cables
- Hemmed sides protect cables
- Attaches to the tray with two splice washers from the Splice Washer & Bolt Kit (P/N 34728-X01)
- Manufactured steel; includes two 5'L (1.5 m) sections
- Plain galvanized finish

Part Number	Description	Shipping Weight lb (kg)
34745-504	For 4 (100) Tray	4 (1.8)
34745-506	For 6 (150) Tray	6 (2.7)
34745-508	For 8 (200) Tray	8 (3.6)
34745-512	For 12 (300) Tray	11 (5.0)
34745-516	For 16 (400) Tray	14 (6.4)
34745-518	For 18 (450) Tray	16 (7.3)
34745-520	For 20 (500) Tray	18 (8.2)
34745-524	For 24 (600) Tray	21 (9.5)



Cable Tray Covers

- Use to cover the top of a section of wire mesh cable tray to protect or hide cables
- Hemmed edges protect the installer
- Attaches to the tray with fold-over tabs formed along the edge of the cover
- Manufactured from steel; includes two 5'L (1.5 m) sections
- Plain galvanized finish

Part Number	Description	Shipping Weight lb (kg)
34744-504	For 4 (100) Tray	2 (0.9)
34744-506	For 6 (150) Tray	3 (1.4)
34744-508	For 8 (200) Tray	3 (1.4)
34744-512	For 12 (300) Tray	5 (2.3)
34744-516	For 16 (400) Tray	6 (2.7)
34744-518	For 18 (450) Tray	6 (2.7)
34744-520	For 20 (500) Tray	7 (3.2)
34744-524	For 24 (600) Tray	8 (3.6)



Cable Tray Cutting Tool

- Use to cut wire mesh cable tray to fit and form pieces to match pathway requirements
- Angled cutter head allows clear view from handle set
- Powder coat paint finish
- Sold individually

Part Number	Description	Shipping Weight lb (kg)
34839-001	Cable Tray Cutting Tool	6 (2.7)

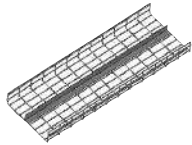


Split Bolt Grounding Clamp

- Use to attach a ground conductor to wire mesh cable tray
- Split bolt attaches over the wires that form the tray
- Slot accommodates #6 AWG wire; remove paint from tray for ground contact
- Manufactured from bronze alloy and copper; 1.5"L (38 mm)
- Sold in packs of ten

Part Number	Description	Shipping Weight lb (kg)
34838-001	Split Bolt Grounding Clamp, Pack of 10	1 (0.5)


Accessories (continued from page 5)



Cable Tray Divider

- Use to divide the internal area of a section of wire mesh cable tray to organize cables by type or zone
- Hemmed top and bottom edge protects cables
- Attaches to the tray with two splice clamp washers from the Clamp Washer Hardware Kit (P/N 34746-X01) and two carriage bolts and nuts from the Carriage Bolt Hardware Kit (P/N 34728-X02).
- Manufactured from steel; plain galvanized finish

Part Number	Description Height in - (mm)	Shipping Weight lb (kg)
34743-502	For 2 (50) Tray	3 (1.4)
34743-504	For 4 (100) Tray	5 (2.3)
34743-506	For 6 (150) Tray	7 (3.2)



Cable Tray Liner

- Use to create a solid base and sides within the tray to protect cables
- Creates a fiber friendly cable pathway solution
- Black polymer material, pre-scored to match tray depth
- UL 94V-0 flame class rating, RoHS compliant
- Non-hydroscopic (moisture absorption <0.1%)
- Temperature range to 239°F (115°C)
- Each part number indicates a 10'L (3 m) section, ships in a continuous roll

Part Number Cable Tray Height in (mm)			Description Width in - (mm)	Shipping Weight lb (kg)
2 (50)	4 (100)	6 (150)		
34142-704	34144-704	-	For 4 (100) Tray	1 (0.5)
34142-706	34144-706	-	For 6 (150) Tray	1 (0.5)
34142-708	34144-708	34146-708	For 8 (200) Tray	1 (0.5)
34142-712	34144-712	34146-712	For 12 (300) Tray	1 (0.5)
34142-716	34144-716	34146-716	For 16 (400) Tray	1 (0.5)
34142-718	34144-718	34146-718	For 18 (450) Tray	1 (0.5)
34142-720	34144-720	34146-720	For 20 (500) Tray	1 (0.5)
34142-724	34144-724	34146-724	For 24 (600) Tray	1 (0.5)



Auxiliary Side Bracket

- Use to create a physically separate pathway for cable support alongside the tray
- Hangs on the side of the tray, provides a 2"D (50 mm) shelf for auxiliary cables
- Manufactured from steel
- Sold individually

Part Number	Description	Shipping Weight lb (kg)
34136-X01	Auxiliary Side Bracket	3 (1.4)

X=finish; 6=Pre-Galvanized, 7=Black, E=Glacier White.




Section Support Bracket

- Use to fill the gaps created when cable trays are cut and formed into turns
- Hangs on the side of the tray
- Manufactured from steel wires
- Sold individually

Part Number	Description	Shipping Weight lb (kg)
34137-X01	For 2"H (50 mm) Tray	2 (0.9)
34137-X02	For 4"H (100 mm) Tray	2 (0.9)

X=finish; 6=Pre-Galvanized, 7=Black, E=Glacier White.



Label Holder

- Use to label a section of wire mesh cable tray to identify the pathway or a drop location
- Attaches to the side or bottom of the tray
- Manufactured from white PVC plastic
- Sold in packs of 10

Part Number	Description	Shipping Weight lb (kg)
34749-001	Label Holder, Pack of 10	1 (0.5)



Tool-Less Radius Drop

- Use to properly support cables as they exit or enter cable tray pathways
- Provides a wide radius featuring tool-less attachment that requires no cutting of the tray during installation
- Secures cables through slots in the radius drop with cable straps or ties
- Attaches to the bottom of the tray with bendable tabs that lock the radius drop in place
- Can also be attached to the bottom of the tray with a splice washer from the Splice Washer & Bolt Kit (P/N 34728-X01)
- Manufactured from steel
- Sold individually

Part Number	Description	Shipping Weight lb (kg)
34741-X01	Tool-Less Radius Drop	1 (0.5)

X=finish; 5=Zinc, 7=Black, E=Glacier White.



Large Radius Drop

- Use to properly support cables as the cables exit or enter cable tray pathways
- Secures cables through slots in the radius drop with cable straps or ties
- Attaches to the bottom or side of the tray with two splice washers from the Splice Washer & Bolt Kit (P/N 34728-X01)
- Manufactured from steel
- Sold individually

Part Number	Description	Shipping Weight lb (kg)
34747-X01	Large Radius Drop	1 (0.5)

X=finish; 5=Zinc, 7=Black, E=Glacier White.



Vertical Radius Bracket

- Use to provide a curved support for cables exiting tray vertically
- Attaches to the bottom of the tray with bendable tabs that lock the vertical radius in place
- Can also attach to the bottom of the tray with two splice washers from the Splice Washer & Bolt Kit (P/N 34728-X01)
- Manufactured from steel
- Sold individually

Part Number	Description	Shipping Weight lb (kg)
34139-X01	Vertical Radius Bracket	3 (1.4)

X=finish; 6=Pre-Galvanized, 7=Black, E=Glacier White.




Conduit Bracket

- Use to attach up to three conduits, sizes 1/2", 3/4" or 1" (20 mm, 25 mm or 32 mm) to the side of the tray
- Allows secure distribution of cables from tray
- Attaches to the bottom of the tray with bendable tabs that lock the conduit bracket in place
- Can also attach to the bottom of the tray with two splice washers from the Splice Washer & Bolt Kit (P/N 34728-X01)
- Manufactured from steel
- Sold individually

Part Number	Description	Shipping Weight lb (kg)
34135-X01	Conduit Bracket	3 (1.4)

X=finish; 6=Pre-Galvanized, 7=Black, E=Glacier White.



Electrical Box Bracket

- Use to attach a single, dual or triple gang junction box to the side of the tray
- Allows electrical or network connections to be attached to the side of the tray
- Attaches to the tray with a Clamp Washer (P/N 34746-X01) and Carriage Bolt Hardware (P/N 34728-X02)
- Manufactured from steel
- Sold individually

Part Number	Description	Shipping Weight lb (kg)
34138-X01	Electrical Box Bracket	3 (1.4)

X=finish; 6=Pre-Galvanized, 7=Black, E=Glacier White.

