

Motive™ Cable Management System

Motive™ Vertical Cable Manager is a highly configurable and advanced cable management solution that provides unlimited adjustment anywhere within the cable manager, optimizing use of interior space.



ADVANTAGES



Maximum Utilization of Space

The integrated central track system provides unlimited adjustability with versatile, direct support for cable bundles. This system allows for maximum use of interior space, where cables are managed and supported precisely where needed.



Intuitive & Tool-less Design

- Accessory Rod mounts to Motive's central track, features tool-less vertical adjustment and serves as the foundation for all of Motive's cable management accessories.
- Rotating Management Finger accessory attaches to the Accessory Rod and provides cable bundle support and bundle segregation at any point within the cable manager.
- Cable Bundle Swivel accessory attaches directly to Motive's central track, Accessory Rod or Rotating Management Finger and allows for quick attachment, removal and adjustment of cable bundles.
- Half Spool accessory snaps onto the Accessory Rod and provides slack management and bend support for cables.



Attention to Detail

Many design elements, both big and small, are integrated into Motive to enhance the user experience and promote intuitive use.

KEY FEATURES

- Frame has an extruded aluminum profile with an integral central track
- Large radii are designed into many of the frame elements to protect and support cables as they enter and exit the manager
- Touch points are highlighted in blue for easy identification and quick adjustment
- Dual-hinged door opens to the right or left and offers push-to-close convenience
- Hook feature on inside of front door provides a dedicated, secure location to hang a test meter
- Available in a wide variety of heights, widths and configurations

SPECIFICATIONS

Description:	Highly versatile, fiber-friendly cable managers for open two- and four-post CPI Rack Systems For indoor use only, in environmentally controlled areas; may not be used outdoors, in harsh environments or in air-handling spaces
Options:	<p>Single-Sided Vertical Cable Manager Includes:</p> <ul style="list-style-type: none"> • Left and right side assemblies with T-shaped cable guides that align with rack-mount unit (U) spaces on rack • Dual-hinged front door assembly • Central track assembly • 2 Accessory Rods • 4 Rotating Management Fingers (Not included in 6"W (150 mm) and 8"W (200 mm) managers) • 12 Cable Bundle Swivels • 4 Half Spools (Not included in 6"W (150 mm) and 8"W (200 mm)) • Installation and assembly hardware <p>Double-Sided Vertical Cable Manager Includes:</p> <ul style="list-style-type: none"> • Left and right side assemblies with T-shaped cable guides that align with rack-mount unit (U) spaces on rack • Dual-hinged front door and rear door assemblies • Central track assembly • 4 Accessory Rods • 4 Rotating Management Fingers (Not included in 6"W (150 mm) and 8"W (200 mm) managers) • 12 Cable Bundle Swivels • 4 Half Spools (Not included in 6"W (150 mm) and 8"W (200 mm)) • Installation and assembly hardware
Construction:	Ships partially-assembled; minimal assembly required Attaches to CPI racks with supplied carriage bolts, washers and hex nuts

Global Availability

US & Canada

+1-800-834-4969
Toronto, Ontario, Canada
+905-850-7770
chatsworth.com
techsupport@chatsworth.com

Latin America

+52-55-5203-7525
Toll Free within Mexico
01-800-01-7592
chatsworth.com.co

Europe

+44-1628-524-834
chatsworth.com

Middle East & Africa

Dubai, UAE
+971-4-2602125
chatsworth.ae

Asia Pacific

+86 21 6880-0266
chatsworth.com.cn



CHATSWORTH
PRODUCTS

Materials:	Steel and aluminum with plastic T-shaped cable guides and plastic accessories
Finishes:	Black or Glacier White powder coat paint
Packaging:	Ships partially-assembled/flat-packed in a single 100% recyclable carton
Sizes:	See ordering information
Cable Fill:	See cable fill table at www.chatsworth.com/cablefill

USE WITH

- Standard Rack
- Universal Rack
- QuadraRack® 4-Post Frame
- QuadraRack Server Frame
- Adjustable QuadraRack (AQR)
- Adjustable ServerRack (ASR)
- Adjustable Rail QuadraRack (ARQR)
- Adjustable Rail ServerRack (ARSR)

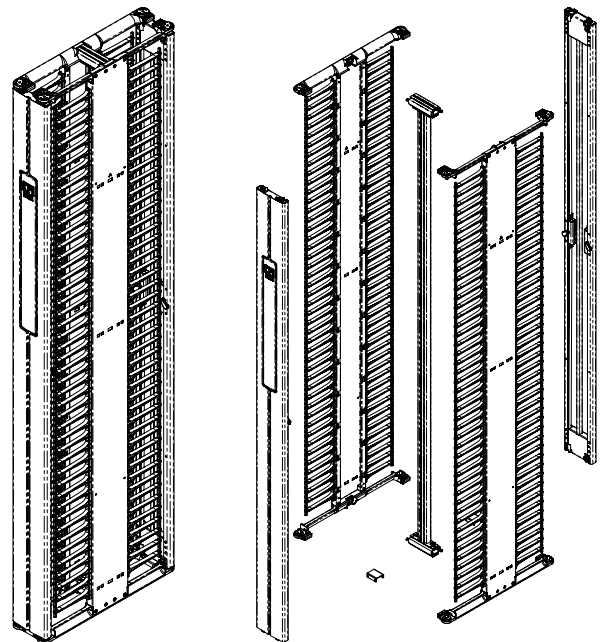
RELATED ACCESSORIES

- Dual PDU Bracket Kit
- Side Panels Kits
- Rear/Mid Panel Kits

Motive Vertical Cable Manager ships partially assembled. Assembly is quick and simple, requiring the installation of eight screws



Motive Single-Sided Vertical Cable Manager
P/N 32610-XXX



Motive Double-Sided Vertical Cable Manager
P/N 32620-XXX

Pioneering Concept

Continuing to build on Chatsworth Products, (CPI) reputation for providing best-in-class cable management systems, CPI has pioneered an intuitive and highly efficient method for managing high-density fiber optic and copper cables with Motive Vertical Cable Manager.

Utilizing an innovative, extrusion-based, integral central track system, Motive features a modular, highly configurable set of cable management accessories that optimize use of interior space, providing more direct cable runs that are supported precisely where needed.

Network cables are efficiently organized, properly supported and physically protected with CPI's Motive Cable Manager.

Supporting Current and Future Cabling Needs

Motive Cable Manager was carefully engineered to mitigate poor cabling practices regarding cable slack, bend radii and organization. It is highly configurable for a variety of applications, now and in the future.

Motive is also well-suited for advanced Power over Ethernet (PoE) applications where higher wattages require adequately-spaced, smaller cable bundles to avoid excessive heat accumulation.

Effortless Deployment

Whether in a small telecommunications room closet or in a large scale enterprise data center, Motive's superior form and functions provide quick and easy moves, adds, and changes through intuitive design and tool-less adjustability.

Ordering Information

Motive Cable Manager Part Number Matrix:

Example Part Number: 32610-703; Single-Sided, 6"W x 7"H, Black

3	2	6	Style		Width in (mm)		Color		Height ft/in (M)	
			1	Single-Sided	0	6 (150)	7	Black	01	6' (1.8)
			2	Double-Sided	1	8 (200)	E	Glacier White	02	6'6" (2.0)
					2	10 (250)			03	7' (2.1)
					3	12 (300)			05	7'6" (2.3)
					4	15 (380)			15	8' (2.4)
									08	9' (2.7)



Motive Single-Sided Vertical Cable Manager, 6"W, Black, 7"H (2.1 m) P/N 32610-703



Motive Double-Sided Vertical Cable Manager, 6"W, Black, 7"H (2.1 m) P/N 32620-703

Accessories



Accessory Rod Assembly

It hooks onto the central track at any point and features a T-slot extrusion on each side for attaching accessories and a thumbscrew for quick adjustment.

- T-slot tracks on right and left sides
- Use for left and right cable segregation and with other accessories for a variety of configurations
- Adjust elevation by loosening and retightening of blue thumbscrew
- Sold in pairs
- Finish: Clear anodized aluminum with black base and end cap; blue adjustment point



Part Number	Configuration	Shipping Weight lb (kg)
32650-701	For Motive Single-Sided Vertical Cable Manager, 1 pair	2 (0.7)
32650-702	For Motive Double-Sided Vertical Cable Manager, 1 pair	2 (0.7)



Rotating Management Finger Kit

Rotating Management Finger Kit positions anywhere front-to-back along Accessory Rod Assembly to secure and isolate cable bundles. It rotates and locks into position in 45 degree increments on Accessory Rod Assembly for flexible cable support anywhere within the manager (Not for use with 6"W (150 mm) and 8"W (200 mm) managers).

- Attaches to Accessory Rod using tool-less clasp-type fastener
- Accommodates up to four Cable Bundle Swivels
- Use for cable bundle segregation and to support cables anywhere within cable management space
- Sold in packs of four
- Finish: Black with blue adjustment point



Part Number	Description	Shipping Weight lb (kg)
32661-001	Rotating Management Finger Kit, Pack of 4	1 (0.5)



Cable Bundle Swivel Kit

Cable Bundle Swivel Kit can be used anywhere on the central track or Accessory Rod Assembly, as well as multiple points on the Rotating Management Finger.

- Tool-less 1/4 turn installation
- Swivel feature adds flexibility and enhances cable bundle support
- Accommodates hook and loop fasteners up to 3/4"W (19 mm)
- Available in packs of 12 or 48
- Finish: Black with blue adjustment point



Part Number	Configuration	Shipping Weight lb (kg)
32657-001	Cable Bundle Swivel Kit, Pack of 12	1 (0.5)
32657-002	Cable Bundle Swivel Kit, Pack of 48	1 (0.5)



Half Spool Kit

Attaches to Accessory Rod Assembly. Half Spools can be used over and under to create a complete round spool or front/rear to create two half spools. (Not for use with 6"W (150 mm) and 8"W (200 mm) managers).

- Tool-less installation – snaps onto Accessory Rod Assembly
- Adjusts front-to-rear
- Installs on top and bottom of Accessory Rod Assembly to create a full 2" diameter (50 mm) spool
- Use up to four Half Spools per Accessory Rod Assembly
- Sold in a pack of four
- Finish: Black

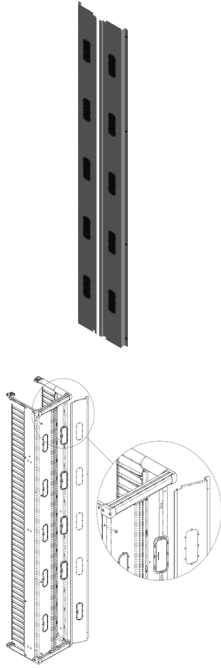


Part Number	Description	Shipping Weight lb (kg)
32651-001	Half Spool Kit, Pack of 4	1 (0.5)

Accessories

Rear Panel Kit for Motive Single-Sided Vertical Cable Manager

- Use for added protection and/or in thermal containment environment
- Encloses the rear of the Motive Single-Sided Vertical Cable Manager
- Includes series of grommet-sealed openings in 10"W, 12"W and 15"W (250 mm, 300 mm, and 380 mm) manager
- Compatible with all other Motive Cable Manager accessories

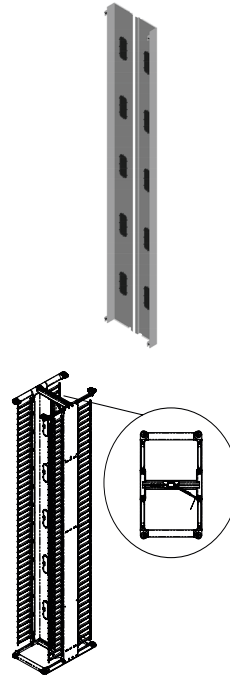


Part Number	Height in (mm)	Shipping Weight lb (kg)
32604-X01	72 (1829) for 6"W (150) Managers	8 (3.6)
32604-X02	78 (1981) for 6"W (150) Managers	9 (4.1)
32604-X03	84 (2133) for 6"W (150) Managers	9 (4.1)
32604-X04	90 (2286) for 6"W (150) Managers	10 (4.5)
32604-X05	96 (2438) for 6"W (150) Managers	10 (4.5)
32604-X06	108 (2743) for 6"W (150) Managers	11 (5)
32604-X07	72 (1829) for 8"W (200) Managers	10 (4.5)
32604-X08	78 (1981) for 8"W (200) Managers	10 (4.5)
32604-X09	84 (2133) for 8"W (200) Managers	11 (5)
32604-X10	90 (2286) for 8"W (200) Managers	12 (5.5)
32604-X11	96 (2438) for 8"W (200) Managers	12 (5.5)
32604-X12	108 (2743) for 8"W (200) Managers	13 (5.9)
32604-X13	72 (1829) for 10"W (250) Managers	10 (4.5)
32604-X14	78 (1981) for 10"W (250) Managers	11 (5)
32604-X15	84 (2133) for 10"W (250) Managers	12 (5.5)
32604-X16	90 (2286) for 10"W (250) Managers	13 (5.9)
32604-X17	96 (2438) for 10"W (250) Managers	13 (5.9)
32604-X18	108 (2743) for 10"W (250) Managers	15 (6.8)
32604-X19	72 (1829) for 12"W (300) Managers	12 (5.5)
32604-X20	78 (1981) for 12"W (300) Managers	13 (5.9)
32604-X21	84 (2133) for 12"W (300) Managers	14 (6.4)
32604-X22	90 (2286) for 12"W (300) Managers	14 (6.4)
32604-X23	96 (2438) for 12"W (300) Managers	15 (6.8)
32604-X24	108 (2743) for 12"W (300) Managers	17 (7.5)
32604-X25	72 (1829) for 15"W (380) Managers	14 (6.4)
32604-X26	78 (1981) for 15"W (380) Managers	15 (6.8)
32604-X27	84 (2133) for 15"W (380) Managers	16 (7.3)
32604-X28	90 (2286) for 15"W (380) Managers	17 (7.5)
32604-X29	96 (2438) for 15"W (380) Managers	18 (8.2)
32604-X30	108 (2743) for 15"W (380) Managers	20 (9.1)

X= Color, 7 = Black, E= Glacier White

Mid Panel Kit for Motive Double-Sided Vertical Cable Manager

- Use for added protection and/or in thermal containment environment
- Covers and divides the front and rear of the Motive Double-Sided Vertical Cable Manager
- Includes series of grommet-sealed openings in 10"W, 12"W and 15"W (250 mm, 300 mm, and 380 mm) manager
- Compatible with all other Motive Cable Manager accessories



Part Number	Height in (mm)	Shipping Weight lb (kg)
32605-X01	72 (1829) for 6"W (150) Managers	8 (3.6)
32605-X02	78 (1981) for 6"W (150) Managers	9 (4.1)
32605-X03	84 (2133) for 6"W (150) Managers	9 (4.1)
32605-X04	90 (2286) for 6"W (150) Managers	10 (4.5)
32605-X05	96 (2438) for 6"W (150) Managers	10 (4.5)
32605-X06	108 (2743) for 6"W (150) Managers	12 (5.2)
32605-X07	72 (1829) for 8"W (200) Managers	10 (4.5)
32605-X08	78 (1981) for 8"W (200) Managers	10 (4.5)
32605-X09	84 (2133) for 8"W (200) Managers	11 (4.8)
32605-X10	90 (2286) for 8"W (200) Managers	12 (5.2)
32605-X11	96 (2438) for 8"W (200) Managers	12 (5.2)
32605-X12	108 (2743) for 8"W (200) Managers	14 (6.1)
32605-X13	72 (1829) for 10"W (250) Managers	11 (4.8)
32605-X14	78 (1981) for 10"W (250) Managers	12 (5.2)
32605-X15	84 (2133) for 10"W (250) Managers	12 (5.2)
32605-X16	90 (2286) for 10"W (250) Managers	13 (5.7)
32605-X17	96 (2438) for 10"W (250) Managers	14 (6.1)
32605-X18	108 (2743) for 10"W (250) Managers	15 (6.6)
32605-X19	72 (1829) for 12"W (300) Managers	12 (5.2)
32605-X20	78 (1981) for 12"W (300) Managers	13 (5.7)
32605-X21	84 (2133) for 12"W (300) Managers	13 (5.7)
32605-X22	90 (2286) for 12"W (300) Managers	15 (6.6)
32605-X23	96 (2438) for 12"W (300) Managers	16 (7)
32605-X24	108 (2743) for 12"W (300) Managers	17 (7.7)
32605-X25	72 (1829) for 15"W (380) Managers	14 (6.1)
32605-X26	78 (1981) for 15"W (380) Managers	15 (6.6)
32605-X27	84 (2133) for 15"W (380) Managers	16 (7)
32605-X28	90 (2286) for 15"W (380) Managers	17 (7.7)
32605-X29	96 (2438) for 15"W (380) Managers	19 (8.4)
32605-X30	108 (2743) for 15"W (380) Managers	21 (9.3)

X= Color, 7 = Black, E= Glacier White

Accessories

Dual PDU Bracket Kit for Motive Vertical Cable Manager

Dual PDU Bracket Kit attaches directly to the Motive's central track and provides a flexible and convenient method of supporting up to two vertical PDUs side-by-side.

- Two-piece design enables compatibility with virtually all tool-less PDU chassis lengths
- Attaches directly to the central track of the manager
- Center-mount on any manager width
- Optional offset mount on 10"W (250 mm) and wider managers
- Supports two 2.7"W (69 mm) or narrower PDUs side-by-side or one 4"W (100 mm) PDU



Part Number	Description	Shipping Weight lb (kg)
32601-X00	Dual PDU Bracket Kit	2 (0.9)

X= Color; 7= Black; E= Glacier White. (Note: Cable Manager must be taller than PDU)

Side Panel Kit for Motive Vertical Cable Manager

- Use for added protection and/or in thermal containment environments
- Available in one pair or two pairs
- One pair includes one left and one right side panel and will cover both sides of a Motive Single-Sided Vertical Cable Manager
- Two pairs includes two left and two right side panels and will cover both sides of a Motive Double-Sided Vertical Cable Manager



Part Number	Height in (mm)	Shipping Weight lb (kg)
32602-X01	72 (1829), 1 Pair	14 (6.4)
32602-X02	78 (1981), 1 Pair	15 (6.8)
32602-X03	84 (2133), 1 Pair	16 (7.3)
32602-X05	90 (2286), 1 Pair	17 (7.7)
32602-X15	96 (2438), 1 Pair	18 (8.2)
32602-X08	108 (2743), 1 Pair	20 (9.1)
32602-X51	72 (1829), 2 Pair	26 (11.8)
32602-X52	78 (1981), 2 Pair	28 (12.7)
32602-X53	84 (2133), 2 Pair	30 (13.6)
32602-X55	90 (2286), 2 Pair	32 (14.5)
32602-X65	96 (2438), 2 Pair	34 (15.5)
32602-X58	108 (2743), 2 Pair	38 (17.3)

X= Color; 7= Black; E= Glacier White

Tool-less Bend Radius Kit for Fiber Patch Cords

Tool-less Bend Radius Kit for Fiber Patch Cords ensures proper bend radius support for fiber optic patch cords when transitioning through T-shaped cable guides. It snaps onto the finger manager without any tools, and can be used for new or retrofit applications.

- Provides proper bend radius support for fiber optic patch cords
- Tool-less installation
- May be installed in upward or downward orientations on either side of a T-shaped cable guide
- Available in packs of 10 or 50



Part Number	Description	Shipping Weight lb (kg)
32697-001	Tool-less Bend Radius Kit for Fiber Patch Cords, Pack of 10	1 (0.5)
32697-002	Tool-less Bend Radius Kit for Fiber Patch Cords, Pack of 50	3 (1.4)

Notes: Color is Black.

Motive™ Horizontal Cable Manager complements the styling of the Motive Vertical Cable Manager and provides a dedicated horizontal pathway to organize and store cables above patch panels and network switches.



P/N 35431-XXX



P/N 35432-XXX

KEY FEATURES

- Contoured, snap-on front door opens up or down and complements the styling of Motive Vertical Cable Manager
- 2 chassis styles; solid or with cable pass-through ports

Motive Horizontal Cable Manager

Available in four heights; 1U, 2U, 3U, 4U. The snap-on door complements the styling of Motive Vertical Cable Manager. Swing the cover up or down to access cables.

Motive Horizontal Cable Manager includes plastic T-shaped cable guides to organize patch cords and jumper cords as the cords enter and exit the manager to make individual equipment connections. Two chassis styles are available. Choose the solid chassis option for use in areas where thermal isolation is needed. Use the chassis with pass-through cable ports to allow patch cords to pass front-to-rear.

Part Number	Chassis Style	Description H x W x D in (mm)	Shipping Weight lb (kg)
35431-X02	With cable pass-through ports	2U x 19 x 8.2 (208)	4 (1.8)
35431-X03	With cable pass-through ports	3U x 19 x 8.2 (208)	5 (2.4)
35431-X04	With cable pass-through ports	4U x 19 x 8.2 (208)	7 (3.2)
35432-X01	Solid	1U x 19 x 8.2 (208)	3 (1.4)
35432-X02	Solid	2U x 19 x 8.2 (208)	4 (1.8)
35432-X03	Solid	3U x 19 x 8.2 (208)	5 (2.4)
35432-X04	Solid	4U x 19 x 8.2 (208)	7 (3.2)

X=Color; 7=Black and E=Glacier White. 1U Horizontal managers available with solid chassis only.

Interested in learning more about our Cable Managers? Call us at 800-834-4969, or email Technical Support at techsupport@chatsworth.com.



CPI now offers Extended Limited Warranties on CPI-Branded Electronic products, available for two additional years beyond the expiration of the Original Warranty Period (3 years).

Contact CPI Customer Service, or visit www.chatsworth.com/warranty for more information.



CHATSWORTH PRODUCTS

While every effort has been made to ensure the accuracy of all information, CPI does not accept liability for any errors or omissions and reserves the right to change information and descriptions of listed services and products. ©2017 Chatsworth Products, Inc. All rights reserved. Chatsworth Products, CPI, CPI Passive Cooling, eConnect, MegaFrame, Saf-T-Grip, Seismic Frame, SlimFrame, TeraFrame, GlobalFrame, CUBE-iT PLUS, Evolution, OnTrac, QuadraRack and Velocity are federally registered trademarks of Chatsworth Products. Simply Efficient, Secure Array, EuroFrame and Klik-Nut are trademarks of Chatsworth Products. All other trademarks belong to their respective companies. Rev5 05/17 MKT-60020-675