

ADJUSTABLE RAIL QUADRA[®]RACK AND SERVER[®]RACK

KEY FEATURES

- The rear mounting rails adjust in depth front-to-rear to match equipment mounting requirements
- Rack-mount unit spaces (U) are marked and numbered on the front mounting rails; flip the mounting rails to change numbering bottom-to-top or top-to-bottom
- Includes a Top-Mount Cable Waterfall Tray to manage cables
- Rack components are bonded together during assembly
- Stability and strength of a welded steel enclosure in an open mounting system
- Open design for unrestricted airflow and easy access to equipment and cabling
- Self-squaring assembly with welded front and rear frames reduces assembly time
- EIA-310-D compliant mounting rails support 19" wide rack-mount equipment
- Choose square-punched mounting holes for server equipment or threaded mounting holes for network equipment
- Includes a Two Mounting Hole Ground Terminal Block for easy attachment to the telecommunication ground
- Bay together easily to create multi-rack configurations
- Use with any CPI cabling section
- Support large equipment on heavy-duty four-post shelves or on side-mounted equipment support rails
- Side panels are available to cover the ends of the rack and/or cable managers
- Ships flat on a pallet

APPLICATIONS

- The Adjustable Rail Quadra[®]Rack with EIA standard threaded equipment mounting holes supports large modular network or voice switches, routers and other network equipment in communications equipment rooms
- The Adjustable Rail Server[®]Rack with EIA standard square-punched equipment mounting holes supports rack-mount server and data storage equipment in data centers or computer equipment rooms
- Use with shelves or rails to support large, heavy computer and data storage equipment


RELATED ACCESSORIES

- Universal Horizontal Cable Manager
- Jumper Trays
- Heavy-Duty Equipment Shelves and Rails
- Vertical and Horizontal Power Strips
- LCD Monitor + Shelf
- Keyboard + Tray



Top-Mount Cable Waterfall Tray

Use to guide patch cords side-to-side or rack-to-rack. Included with every rack.



Rear Mounting Rails

Adjust in depth front-to-rear to match equipment mounting requirements




Rack-mount spaces marked and numbered

Flip the mounting rails to change numbering to start at the top or bottom of the rack



Grounding and Bonding

Rack is bonded during assembly and includes a ground terminal block for bonding to the telecommunications ground



The Adjustable Rail Quadra[®]Rack (ARQR) and the Adjustable Rail Server[®]Rack (ARSR) provide a sturdy, feature rich solution for supporting rack-mount network, computer server and data storage equipment in data centers, computer equipment rooms and other IT facilities. Both racks offer the strength and stability of an enclosure in an open four-post mounting system that provides easy access to equipment and cabling.

The front and rear frames are welded to speed assembly and increase strength. Four brackets connect the front and rear corners of the frames. Front mounting rails attach to the front frame in a fixed position and align with the front of the rack or can be reversed for recessed mounting to maximize side-to-side airflow through network switches. Rear mounting rails can be adjusted in depth even after the rack has been bolted to the floor and can be extended beyond the rear of the frame by 6" (150 mm). A second set of holes along the sides of the frame lets you add optional side-mounted equipment support rails that are independent of the mounting rails and use no Rack-Mount unit (U) space. The bottom of the rack is punched for easy floor attachment. Each rack will support up to 2,204 lb (1000 kg) of equipment.

The Adjustable Rail Server[®]Rack has square-punched mounting rails that let you change mounting hardware (cage nuts) to match specific computer server and data storage equipment mounting requirements. The Adjustable Rail Quadra[®]Rack has threaded mounting holes that speed installation of patch panels, fiber enclosures and network switches. Each U is marked and numbered on the front pair of mounting rails making it easy to locate and position equipment. The front pair of mounting rails may be mounted to allow U numbering to start at the top or bottom of the rack.

Each rack is available in three heights and two depths and includes a Top-Mount Cable Waterfall Tray with adjustable radius drops to allow easy side-to-side routing for patch cords. Use with any CPI cabling section (vertical cable manager) or Cable Guide Kits to organize cables along the sides of the rack. Attach CPI Cable Runway to the top of the rack with J-Bolts, a Cable Runway Elevation Kit or a Cable Runway Mounting Bracket to support overhead premise cables. A side panel option is also available and can be mounted to CPI's vertical cable management products.

See reverse for product specifications and ordering information. Please contact CPI Technical Support for configuration assistance.

US & Canada

+1-800-834-4969
Toronto, Ontario, Canada
+905-850-7770
chatsworth.com

Latin America

+52-55-5203-7525
Toll Free within Mexico
01-800-01-7592
chatsworth.com.co

Europe

+44-1628-524-834
chatsworth.com

Middle East & Africa

Dubai, UAE
+971-4-2602125
chatsworth.ae

Asia Pacific

+86 21 6880-0266
chatsworth.com.cn



SPECIFICATIONS

- Four-post frame with threaded or square-punched mounting rails used to support 19" wide rack-mount network, computer server and data storage equipment and shelves
- For indoor use only, in environmentally controlled areas; may not be used outdoors, in industrial or harsh environments or in plenum spaces
- Includes:
 - (2) Mounting frames, (4) horizontal braces, (2) front mounting rails, (2) rear mounting rails & (1) top-mount cable tray
 - Assembly hardware
 - (1) Two Mounting Hole Ground Terminal Block and Antioxidant Joint Compound
 - Adjustable Rail QuadraRack includes (50) #12-24 screws
 - Adjustable Rail ServerRack includes (50) #12-24 cage nuts and screws
 - Order installation hardware separately (P/N 40604-001 or 40604-003 for concrete floors)
- Available Sizes: See dimensions and order table
- Usable Equipment Space: See dimensions and order table
- Equipment Support:
 - Front equipment mounting rails can be mounted flush to the front of the rack or recessed 2.95" (75 mm)
 - Rear equipment mounting rails attach at .98" (25 mm) increments and are adjustable front-to-rear from 15" (380 mm) to "Max Rail Depth" in the order table
 - 19" wide, EIA-310-D compliant hole pattern, 1-3/4" high (44.45 mm) U, Universal hole pattern with 5/8"-5/8"-1/2" (15.9 mm - 15.9 mm - 12.7 mm) vertical hole spacing
 - Adjustable Rail QuadraRack has threaded #12-24 equipment mounting holes
 - Adjustable Rail ServerRack has square-punched .375" (9.53 mm) equipment mounting holes
 - Rack-Mount (U) spaces are marked and numbered on the front mounting rails; rails can be mounted with numbers beginning at the top or bottom of the rack
- Load Capacity: 2,204 lb (1000 kg) of equipment, evenly distributed over all four corners
- Grounding and Bonding:
 - Rack components are bonded together during assembly per TIA-942
 - Two ground connections (two pairs of M6 studs on 5/8" centers) are located at the front and rear of the rack on the bottom center of the frame
 - One ground terminal block is included with the rack
- Certifications: 19" EIA-310-D compliant; UL Listed 60950
- Material: Steel
- Construction: Welded front and rear frame, bolted assembly; ships unassembled, flat on a pallet
- Finish: Epoxy-polyester hybrid powder coat paint available in black, gray, computer beige or glacier white

Accessories:

- Cable Management: Use vertical and horizontal cable managers, sold separately
- Power Distribution: Use CPI Dual Vertical Power Strip Manager and power strips, sold separately
- Seismic Bracing: Use CPI bracing kits, sold separately

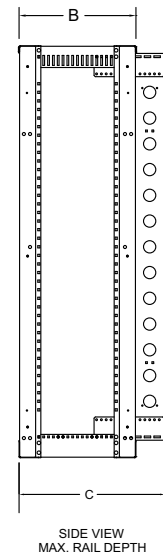
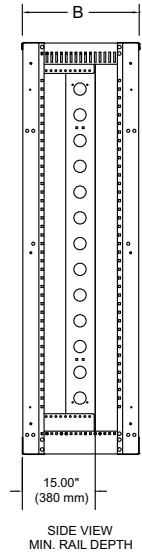
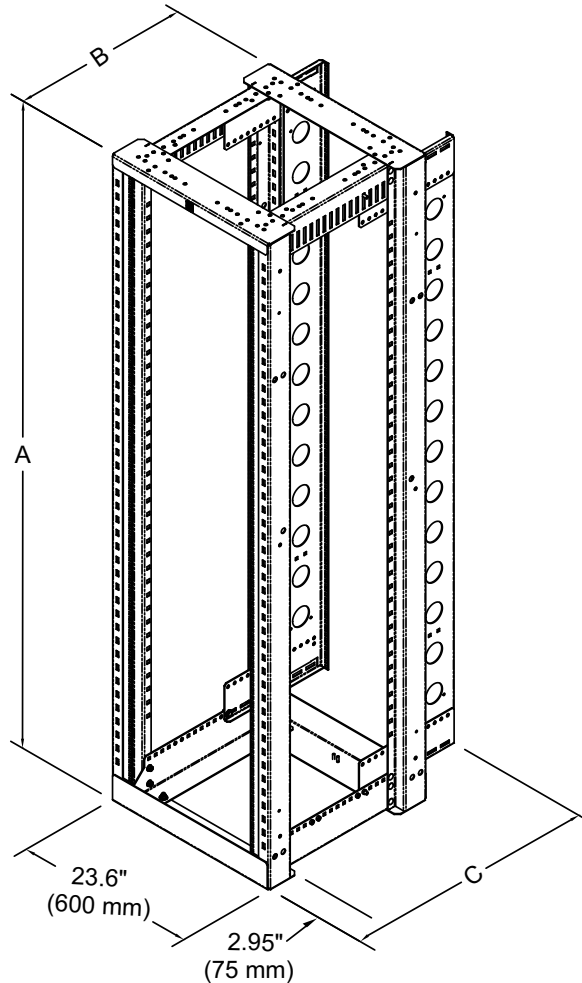
ORDERING INFORMATION

Adjustable Rail QuadraRack®						
Part Number	Description - in (mm)					Shipping Weight lb (kg)
	Rail Style	U	Rack Height (A)	Rack Depth (B)	Max. Rail Depth (C)	
15251-X01	#12-24 Threaded	38U	72 (1800)	23.62 (600)	29.52 (750)	166 (75.3)
15251-X03	#12-24 Threaded	45U	84 (2100)	23.62 (600)	29.52 (750)	185 (83.9)
15251-X15	#12-24 Threaded	51U	96 (2400)	23.62 (600)	29.52 (750)	206 (93.4)
15252-X01	#12-24 Threaded	38U	72 (1800)	35.43 (900)	41.33 (1050)	175 (79.4)
15252-X03	#12-24 Threaded	45U	84 (2100)	35.43 (900)	41.33 (1050)	193 (87.5)
15252-X15	#12-24 Threaded	51U	96 (2400)	35.43 (900)	41.33 (1050)	215 (97.5)

Adjustable Rail ServerRack						
Part Number	Description - in (mm)					Shipping Weight lb (kg)
	Rail Style	U	Rack Height (A)	Rack Depth (B)	Max. Rail Depth (C)	
15253-X01	Square-Punched	38U	72 (1800)	23.62 (600)	29.52 (750)	166 (75.3)
15253-X03	Square-Punched	45U	84 (2100)	23.62 (600)	29.52 (750)	185 (83.9)
15253-X15	Square-Punched	51U	96 (2400)	23.62 (600)	29.52 (750)	206 (93.4)
15254-X01	Square-Punched	38U	72 (1800)	35.43 (900)	41.33 (1050)	175 (79.4)
15254-X03	Square-Punched	45U	84 (2100)	35.43 (900)	41.33 (1050)	193 (87.5)
15254-X15	Square-Punched	51U	96 (2400)	35.43 (900)	41.33 (1050)	215 (97.5)

X=Color; 1=Gray, 2=Computer Beige, 7=Black, E=Glacier White. Rails are 19"EIA. Minimum Rail Depth is 15.00" (380 mm).

DIMENSIONS



ACCESSORIES FOR ADJUSTABLE RAIL QUADRARACK AND ADJUSTABLE RAIL SERVERRACK

Equipment Support Rail

Provides additional support for heavy rack-mount equipment.

- Attaches to the side of the Adjustable Rail QuadraRack or ServerRack
- Provides a .98"W (25 mm) front-to rear support surface for equipment
- Does not interfere with U space
- Supports 200 lb (90.7 kg) of equipment
- Includes assembly and installation hardware
- Available in gray, computer white or black



Part Number	Description	Shipping Weight lb (kg)
15285-X01	For 23.62"D (600 mm) Racks	7 (3.2)
15285-X02	For 35.43"D (900 mm) Racks	11 (5.0)

X=Color; 1=Gray, 2=Computer Beige, 7=Black, E=Glacier White.
Do not use with Dual Vertical Power Strip Manager (34595-COX).

Top-Mount Cable Waterfall Tray

Use at the top of the Adjustable Rail QuadraRack and Adjustable Rail ServerRack to guide patch cords side-to-side or rack-to-rack.

- One Top-Mount Cable Waterfall Tray is included with each rack; a second can be added to the rear of the rack
- 6"W x 5.2"D (152 mm x 132 mm) with adjustable radius bends that align with the vertical cable manager
- Made of steel
- Available in gray, computer white or black



Part Number	Description	Shipping Weight lb (kg)
15275-X01	Top-Mount Cable Waterfall Tray	14 (6.4)

X=Color; 1=Gray, 2=Computer Beige, 7=Black, E=Glacier White.

Universal Horizontal Cable Manager

19" EIA rack-mount cable manager available in 1U, 2U and 3U, single- and double-sided versions. Use above and below patch panels to guide cables to network ports.



Part Number	Description	Shipping Weight lb (kg)
30139-X19	Single-Sided, 1U 4.96"D (126.0 mm)	2 (0.9)
30130-X19	Single-Sided, 2U 5.14"D (130.6 mm)	3 (1.4)
30131-X19	Single-Sided, 3U 5.14"D (130.6 mm)	4 (1.8)
30529-X19	Double-Sided, 1U 11.73"D (297.9 mm)	5 (2.3)
30530-X19	Double-Sided, 2U 11.73"D (297.9 mm)	6 (2.7)
30531-X19	Double-Sided, 3U 11.73"D (297.9 mm)	6 lb (2.7 kg)


X=Color; 7=Black, E=Glacier White.

Equipment Mounting Hardware

Additional equipment mounting hardware. Use screws with the Adjustable Rail QuadraRack. Use cage nuts and screws with the Adjustable Rail ServerRack.



Part Number	Description	Shipping Weight lb (kg)
40605-001	Screws, #12-24, 50 Pack, Zinc	1 (0.5)
40605-005	Screws, #12-24, 50 Pack, Black	1 (0.5)
12637-001	Cage Nuts/Screws, M6, 25 Pk	1 (0.5)
12638-001	Cage Nuts/Screws, 10-32, 25 Pk	1 (0.5)
12639-001	Cage Nuts/Screws, 12-24, 25 Pk	1 (0.5)



Adjustable Depth Shelf

Support heavy peripheral equipment in the Adjustable Rail QuadraRack or ServerRack.

- 19"W x 1U shelf with adjustable depth rear mounting brackets
- Supports 200 lb (90.7 kg) of equipment
- Solid or vented support surface; 17.68"W (449.1 mm)
- Made of steel
- Includes assembly hardware
- Available in gray, computer white or black



Solid



Vented

Part Number	Solid Shelf		Shipping Weight lb (kg)
	Shelf Depth	Min./Max. Rail Depth	
15245-X01	13.84 (351.5)	15.75 (400) - 21.65 (550)	10 (4.5)
15245-X02	20.73 (526.5)	22.64 (575) - 28.54 (725)	12 (5.4)
15245-X03	27.62 (701.6)	29.53 (750) - 35.43 (900)	15 (6.8)
15245-X04	34.51 (876.6)	36.42 (925) - 42.32 (1075)	18 (8.2)
Vented Shelf			
15255-X01	13.84 (351.5)	15.75 (400) - 21.65 (550)	10 (4.5)
15255-X02	20.73 (526.5)	22.64 (575) - 28.54 (725)	12 (5.4)
15255-X03	27.62 (701.6)	29.53 (750) - 35.43 (900)	15 (6.8)
15255-X04	34.51 (876.6)	36.42 (925) - 42.32 (1075)	18 (8.2)

X=Color; 1=Gray, 2=Computer Beige, 7=Black, E=Glacier White.

Jumper Trays

19" EIA rack-mount cable management tray available in 3.5" and 6" deep (89 mm and 150 mm) versions. Use above network switches to provide a side-to-side pathway for cables.



Part Number	Description	Shipping Weight lb (kg)
12183-X19	19"W x 2U x 3.5"D (89 mm)	3 (1.4)
13183-X19	19"W x 2U x 6"D (150 mm)	4 (1.8)

X=Color; 7=Black, E=Glacier White.

Accessory list continued on Page 4

ACCESSORIES FOR ADJUSTABLE RAIL QUADRARACK AND ADJUSTABLE RAIL SERVERRACK



Cable Guide Kit

- Organize cables as they enter the rack.
- 7 U-shaped cable guides snap onto the front or rear of the rack
- The openings in between the T-shaped guides align with each U on the rack
- Available in black

Part Number	Description	Shipping Weight lb (kg)
15286-001	For 38U Racks	5 (2.3)
15286-003	For 45U Racks	6 (2.7)
15286-015	For 51U Racks	7 (3.2)

Each kit includes guides for two corners of the rack.



Tool-less Bend Radius Kit for Fiber Patch Cords

- Tool-less Bend Radius Kit for Fiber Patch Cords ensures proper bend radius support for fiber optic patch cords when transitioning through T-shaped cable guides. It snaps onto the finger manager without any tools, and can be used for new or retrofit applications.
- Provides proper bend radius support for fiber optic patch cords
- Tool-less installation
- May be installed in upward or downward orientations on either side of a T-shaped cable guide
- Available in packs of 10 or 50

Part Number	Description	Shipping Weight lb (kg)
32697-001	Tool-less Bend Radius Kit for Fiber Patch Cords, Pack of 10	1 (0.5)
32697-002	Tool-less Bend Radius Kit for Fiber Patch Cords, Pack of 50	3 (1.4)

Color is Black.



Fixed Equipment Mounting Rail

An additional pair of equipment mounting rails like the pair included on the front of the rack. Attach to the rear rack frame to create a solution with two mounting depths — the depth of the rack and the depth of the rear adjustable rails (set between 15"D and the rack depth).

- Attaches to the rear rack frame of the Adjustable Rail QuadraRack or Adjustable Rail ServerRack
- Includes installation hardware
- Available in gray, computer white or black

Part Number	Description	Shipping Weight lb (kg)
15259-X01	Threaded, for 38U Racks	20 (9.1)
15259-X03	Threaded, for 45U Racks	23 (10.4)
15259-X15	Threaded, for 51U Racks	26 (11.8)
15260-X01	Square-Punched, for 38U Racks	19 (8.6)
15260-X03	Square-Punched, for 45U Racks	22 (10.0)
15260-X15	Square-Punched, for 51U Racks	25 (11.3)

X=Color; 1=Gray, 2=Computer Beige, 7=Black, E=Glacier White.



Side Panel

Used to cover the end of the rack and/or vertical cable managers at the end of a row on the Adjustable Rail QuadraRack or ServerRack.

- Solid side panel matches the height and depth of rack
- Made of steel
- Available in gray, computer white or black

Part Number	Description - in (mm)		Shipping Weight lb (kg)
	Rack Depth	Rack Height	
15270-X01	23.62 (600)	72 (1800)	51 (23.1)
15270-X02	23.62 (600)	84 (2100)	57 (25.9)
15270-X03	23.62 (600)	96 (2400)	48 (21.8)
15270-X04	35.43 (900)	72 (1800)	63 (28.6)
15270-X05	35.43 (900)	84 (2100)	71 (32.2)
15270-X06	35.43 (900)	96 (2400)	60 (27.2)

X=Color; 1=Gray, 2=Computer Beige, 7=Black, E=Glacier White.



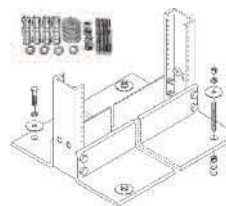
Dual Vertical Power Strip Manager

Use to attach two CPI Vertical Power Strips to the Adjustable Rail QuadraRack or ServerRack.

- Tool-less mounting holes spaced 61.25" (1556 mm) and 28" (711 mm) apart
- Supports side-by-side mounting of PDUs or power strips up to 2.2"W (56 mm) each
- Supports two full height 66"L (1676 mm) CPI Vertical Power Strips side-by-side
- Supports four half height 33"L (838 mm) CPI Vertical Power Strips, two top, two bottom
- Attaches to the side of the rear mounting rail
- C-shaped bracket is 4.6"W x 1"D (118 mm x 25 mm)
- Includes installation hardware
- Available in black

Part Number	Description	Shipping Weight lb (kg)
34595-C02	For 45U Racks	10 (4.5)
34595-C08	For 51U Racks	11 (5.0)

Do not use with Equipment Support Rail (15285-XXX).



Floor Installation Hardware

Installation hardware for concrete slab floors. Racks should be attached to the floor. Threaded rod and other hardware is also available.

Part Number	Description	Shipping Weight lb (kg)
40604-001	Concrete Floor, 3/8" Hardware	1 (0.5)
40604-003	Concrete Floor, 1/2" Hardware	1 (0.5)

