

ADJUSTABLE SERVERRACK AND QUADRARACK®

KEY FEATURES

- Stability and strength of a welded steel enclosure in an open four-post frame
- Open design for unrestricted airflow and easy access to equipment and cabling
- Self-squaring assembly with welded front and rear frames reduces assembly time
- Mounting channels adjust in depth to provide front and rear support for equipment
- Maximizes floor space with a minimal rack footprint
- Rack components are bonded together during assembly in accordance with industry standards
- Includes a Two Mounting Hole Ground Terminal Block for easy attachment to the Telecommunications Grounding Busbar
- Choose square-punched or threaded equipment mounting holes
- Rack-mount units are marked and numbered on the mounting channels
- Easy to bay together to create multi-rack configurations
- Use with any CPI Cabling Section to manage cables
- Support large equipment on heavy-duty shelves or on side-mounted Equipment Support Rails

APPLICATIONS

- The Adjustable ServerRack with EIA Universal square-punched equipment mounting holes support rack-mount server and data storage equipment in data centers or computer equipment rooms
- The Adjustable QuadraRack™ with EIA Universal threaded equipment mounting holes support large modular network or voice switches and routers in communications equipment rooms
- Use with shelves or rails to support large, heavy computer and data processing equipment



USE WITH

- Velocity® Cable Management
- Evolution® Cable Management
- MCS Master Cabling Section
- CCS Combination Cabling Section
- VCS Vertical Cabling Section
- Klik-Nut™ Hardware Kit

RELATED ACCESSORIES

- Universal Horizontal Cable Manager
- Jumper Trays
- Heavy-Duty Equipment Shelves and Rails
- Vertical and Horizontal Power Strips

Configure This Online




Two Mounting Hole Ground Terminal Block

Easy attachment to Telecommunications Grounding Busbar



Adjustable Mounting Channels

Adjusts front-to-rear in .98" (25mm) increments during assembly



Self-Squaring Assembly

Reduce assembly time with welded front and rear frames

The Adjustable ServerRack and the Adjustable QuadraRack® provide a sturdy, cost-effective solution for supporting rack-mount network, computer server and data storage equipment in data centers, computer equipment rooms and other IT facilities. Both racks offer the strength and stability of an enclosure in an open four-post frame that provides easy access to equipment and cabling.

Each rack will support up to 2,000 lb (907.2 kg) of equipment. The corner posts are C-shaped equipment mounting channels that provide front and rear support for 19" wide rack-mount equipment or shelves. The front and rear frames are welded to reduce assembly time. Four brackets connect the front and rear corners of the rack. The rack is available in four heights and four depth ranges. The front-to-rear depth of the mounting channels can be adjusted up to 5.91" (150 mm) in depth in .98" (25 mm) increments during assembly. The mounting channels are fixed in place once assembled to surround and protect equipment.

The Adjustable ServerRack has square-punched holes that let you change mounting hardware (Klik-Nut Hardware Kit or standard cage nuts) to match specific computer server and data storage equipment mounting requirements. The Adjustable QuadraRack has threaded mounting holes that make installation time of patch panels, fiber enclosures and network switches shorter. Each rack-mount unit is marked and numbered on the channels making it easy to locate and position equipment. A second set of holes along the sides of the channels lets you add optional side-mounted Equipment Support Rails that use no additional rack-mount space.

The Adjustable ServerRack and the Adjustable QuadraRack can be used in combination with CPI Standard Racks (two-post racks), Cabling Sections (vertical cable managers) and overhead Cable Runway (ladder rack) to support a wide range of equipment storage applications. Attach 6" (150 mm) wide to 24" (600 mm) wide CPI Cable Runway to the top of the rack with a Cable Runway Mounting Bracket. CPI Cabling Sections bolt directly to the side of the channels, and the base of the rack is punched for easy floor attachment.

See reverse for product specifications and ordering information. Please contact CPI Technical Support for configuration assistance.

US & Canada

+1-800-834-4969
Toronto, Ontario, Canada
+905-850-7770
chatsworth.com

Latin America

+52-55-5203-7525
Toll Free within Mexico
01-800-01-7592
chatsworth.com.co

Europe

+44-1628-524-834
chatsworthproducts.co.uk

Middle East & Africa

Dubai, UAE
+971-4-2602125
chatsworth.ae

Asia Pacific

+86 21 6880-0266
chatsworth.com.cn



SPECIFICATIONS

- Four-post frame with square-punched or threaded mounting holes used to support 19" wide rack-mount network, computer server and data storage equipment and shelves
- For indoor use only, in environmentally controlled areas; may not be used outdoors, in industrial or harsh environments, or in plenum spaces
- Includes:
 - (2) mounting frames
 - (4) horizontal braces
 - Assembly hardware
 - (1) Two Mounting Hole Ground Terminal Block and Antioxidant Joint Compound
 - Adjustable ServerRack (square-punched mounting holes) includes (25) #12-24 cage nuts and screws. Use Clik-Nut Hardware Kit (sold separately) for easy installation.
 - Adjustable QuadraRack (threaded mounting holes) includes (50) #12-24 screws
 - Order installation hardware separately (P/N 40604-003 for concrete floors)
- Available sizes: See Dimensions and Ordering Information
- Usable equipment space: See Dimensions and Ordering Information
- Equipment Support:
 - Front and rear pairs of C-shaped equipment mounting channels
 - Adjustable depth at assembly, 5.91" (150 mm) front-to-rear in fixed .98" (25 mm) increments
 - 19" wide, EIA-310-D compliant hole pattern
 - 1-3/4" (44.45 mm) high rack-mount unit
 - Universal hole pattern, 5/8"-5/8"-1/2" (15.9 mm - 15.9 mm - 12.7 mm) vertical hole spacing
 - Adjustable ServerRack has square-punched .375" (9.53 mm) equipment mounting holes
 - Adjustable QuadraRack has threaded #12-24 equipment mounting holes
 - Rack-mount units are marked and numbered bottom-to-top on the channels
 - Order Clik-Nut Hardware Kit for quick installation (sold separately).
- Load capacity: 2000 lb (907.2 kg) of equipment, evenly distributed
- Grounding and Bonding:
 - Rack components are bonded together during assembly in accordance with industry standards
 - (2) ground connections (two pairs of M6 studs on 5/8" centers) are located at the front and rear of the rack on the bottom center of the frame
 - Includes (1) Two Mounting Hole Ground Terminal Block with Antioxidant Joint Compound
- Certifications: 19"W, EIA-310-D compliant
- Material: Steel
- Construction:
 - Welded front and rear frame, bolted assembly
 - Ships unassembled
- Finish: Epoxy-polyester hybrid powder coat paint available in black, gray, computer beige or glacier white

DIMENSIONS



ORDERING INFORMATION

1521 Adjustable ServerRack and Adjustable QuadraRack™, 19" EIA

Mounting Hole Style	Mounting Channel Depth Range (C) - in (mm)
1	Square-Punched 15.75 to 21.65 (400 - 550) Deep
2	Square-Punched 22.64 to 28.54 (575 - 725) Deep
3	Square-Punched 29.53 to 35.43 (750 - 900) Deep
4	Square-Punched 36.42 to 42.32 (925 - 1075) Deep
5	#12-24 Threaded 15.75 to 21.65 (400 - 550) Deep
6	#12-24 Threaded 22.64 to 28.54 (575 - 725) Deep
7	#12-24 Threaded 29.53 to 35.43 (750 - 900) Deep
8	#12-24 Threaded 36.42 to 42.32 (925 - 1075) Deep

Color	
1	Gray
2	Computer White
7	Black
E	Glacier White

	Height		
	U	(A) - in (mm)	(B) - in (mm)
01	38U	72 (1800)	67 (1700)
03	45U	84 (2100)	79 (2000)
15	51U	96 (2400)	91 (2300)
08	58U	108 (2740)	103 (2620)

1521 X - X XX

Note: Mounting channel depth adjusts in .98" (25 mm) increments during assembly. The mounting depth is fixed once the rack is assembled. See the table on page 3 for a list of mounting channel depth settings by part number.

DIMENSIONS



Mounting Channel Depth Settings and Dimensions by Part Number							
Part Numbers		Channel Depth (C)		Overall Depth (D)		Floor Mounting Holes (E)	
Adjustable ServerRack	Adjustable QuadraRack™	in	mm	in	mm	in	mm
15211-XXX	15215-XXX	15.75	400	15.96	405.4	12.47	316.7
		16.73	425	16.94	430.3	13.45	341.6
		17.72	450	17.93	455.4	14.44	366.8
		18.70	475	18.91	480.3	15.42	391.7
		19.69	500	19.90	505.5	16.41	416.8
		20.67	525	20.88	530.4	17.39	441.7
		21.65	550	21.86	555.2	18.37	466.6
15212-XXX	15216-XXX	22.64	575	22.85	580.4	19.36	491.7
		23.62	600	23.83	605.3	20.34	516.6
		24.61	625	24.82	630.4	21.33	541.8
		25.59	650	25.80	655.3	22.31	566.7
		26.57	675	26.78	680.2	23.29	591.6
		27.56	700	27.77	705.4	24.28	616.7
		28.54	725	28.75	730.3	25.26	641.6
15213-XXX	15217-XXX	29.53	750	29.74	755.4	26.25	666.8
		30.51	775	30.72	780.3	27.23	691.6
		31.50	800	31.71	805.4	28.22	716.8
		32.48	825	32.69	830.3	29.2	741.7
		33.46	850	33.67	855.2	30.18	766.6
		34.45	875	34.66	880.4	31.17	791.7
		35.43	900	35.64	905.3	32.15	816.6
15214-XXX	15218-XXX	36.42	925	36.63	930.4	33.14	841.8
		37.40	950	37.61	955.3	34.12	866.6
		38.39	975	38.60	980.4	35.11	891.8
		39.37	1000	39.58	1005	36.09	916.7
		40.35	1025	40.56	1030	37.07	941.6
		41.34	1050	41.55	1055	38.06	966.7
		42.32	1075	42.53	1080	39.04	991.6

- Notes:
1. There are seven depth settings for each part number as listed in the table above.
 2. Each rack adjusts front-to-rear in depth up to 5.91" (150 mm) in .98" (25 mm) increments.
 3. Rack mounting channel depth is fixed once assembled.
 4. Overall Depth (D) is Channel Depth (C) + .21" (5.3 mm).
 5. Floor Mounting Holes (E) are Channel Depth (C) - 3.28" (83.3 mm).

ADJUSTABLE SERVERRACK AND QUADRARACK™ ACCESSORIES



Solid and Vented Shelves

- Support heavy peripheral equipment in the Adjustable ServerRack or Adjustable QuadraRack.
- 19" W x 1U shelf with adjustable depth rear mounting brackets
 - Supports 200 lb (90.7 kg) of equipment
 - Solid or vented support surface; 17.68"W (449.1 mm)
 - Made of steel; Includes assembly hardware

Solid and Vented Shelves, 19"W x 1U				
Part Number		Description - in (mm)		Shipping Weight lb (kg)
Solid	Vented	Shelf Depth	Mounting Channel Depth	
15245-X01	15255-X01	13.84 (351.5)	15.75 (400) - 21.65 (550)	10 (4.5)
15245-X02	15255-X02	20.73 (526.5)	22.64 (575) - 28.54 (725)	12 (5.4)
15245-X03	15255-X03	27.62 (701.6)	29.53 (750) - 35.43 (900)	15 (6.8)
15245-X04	15255-X03	34.51 (876.6)	36.42 (925) - 42.32 (1075)	18 (8.2)

X=Color; 1=Gray, 2=Computer Beige, 7=Black, E=Glacier White.



32" Deep Sliding Shelf

- 19" Wide x 2U sliding shelf with adjustable depth rear mounting brackets
- Attaches to rack channels set 36.42" (925 mm) to 38.39" (975 mm) deep
- Supports 160 lb (72.5 kg) of equipment
- Solid or vented support surface is 15.5" (393.7 mm) wide by 32" (812 mm) deep
- Shelf extends 32" (812 mm) and locks in the open and closed positions
- Made of steel and available in gray, computer beige and black

32" Deep Sliding Shelf		
Part Number	Description	Shipping Weight lb (kg)
11913-X19	19"W Vented Shelf	25 (11.3)
11914-X19	19"W Solid Shelf	25 (11.3)

X=Color; 1=Gray, 2=Computer Beige, 7=Black



Center Rail

- One pair of 19"W mounting rails with square-punched or threaded equipment mounting rails
- Adjustable depth - attach the rails at any point along the side of the rack
- Marked and numbered rack-mount spaces simplify equipment installation
- 1,000 lb (453.6 kg) equipment load bearing capacity when used as an independent pair or rails; rack load remains 2,000 lb (907.2 kg) when Center Rail is used as the front or rear pair of a four-point mounting solution
- Maximum mount depth is 6" (152 mm) less than the channel depth of the rack
- Made of steel, includes installation hardware

Center Rail			
Part Number		Description Rack Height U - in (mm)	Shipping Weight lb (kg)
Square-Punched	Threaded #12-24		
15330-X01	15335-X01	38U, 72 (1800)	20 (9.1)
15330-X03	15335-X03	45U, 84 (2100)	23 (10.4)
15330-X15	15335-X15	51U, 96 (2400)	26 (11.8)
15330-X08	15335-X08	58U, 108 (2740)	29 (13.2)

X=Color; 1=Gray, 2=Computer Beige, 7=Black, E=Glacier White. Cannot be used with Equipment Support Rails (P/N 15235-X0X)



Equipment Support Rails

- Provide additional support for heavy rack-mount equipment.
- Attaches to the side of Adjustable ServerRack or Adjustable QuadraRack
 - Extends to match the depth of the rack
 - Provides a 1.5" (38 mm) wide front-to-rear support surface for equipment
 - Does not interfere with rack-mount space
 - Supports 200 lb (90.7 kg) of equipment
 - Includes assembly and installation hardware

Equipment Support Rails			
Part Number	Description - in (mm)		Shipping Weight lb (kg)
	Mounting Channel Depth		
15235-X01	15.75 (400) to 19.69 (500) D		5 (2.3)
15235-X02	20.67 (525) to 24.61 (625) D		6 (2.7)
15235-X03	25.59 (650) to 29.53 (750) D		7 (3.2)
15235-X04	30.51 (775) to 34.45 (875) D		9 (4.1)
15235-X05	35.43 (900) to 39.37 (1000) D		10 (4.5)
15235-X06	40.35 (1025) to 44.29 (1125) D		12 (5.4)

X=Color; 1=Gray, 2=Computer Beige, 7=Black, E=Glacier White. Cannot be used with Center Rail (P/N 1533X-XXX).



Cable Runway Mounting Bracket

- The Cable Runway Mounting Bracket attaches CPI Cable Runway to the top of the rack.
- Supports 6" (150 mm) wide to 24" (600 mm) wide CPI Cable Runway
 - S-shaped bracket is made of steel
 - Measures 3.3" (84 mm) wide by 1.0" (25 mm) high by 24.4" (620 mm) long
 - Includes installation hardware

Cable Runway Mounting Bracket		
Part Number	Description - in (mm)	Shipping Weight lb (kg)
15205-X01	For 6W (150) to 24W (600) Cable Runway	5 (2.3)

X=Color; 1=Gray, 2=Computer Beige, 7=Black, E=Glacier White. Note: May be wider or deeper than the rack footprint.



Click-Nut Hardware Kit

- Use for easier, faster and safer installation
- No tools required
- Multiple thread sets available (M6, 12-24, 10-32)

Click-Nut® Hardware Kit		
Part Number	Description - in (mm)	Shipping Weight lb (kg)
76543-001	Click-Nut Hardware Kit, M6, Pack of 25	1 (0.5)