


Velocity® Cable Management for CPI Rack Systems

An economical cable management solution for CPI Rack Systems. Create vertical and horizontal pathways that store and organize premise cables and patch cords on two- and four-post Rack Systems.



ADVANTAGES

- ➔ **Increased Cable Capacity**
Single-sided vertical managers are deeper to provide more cable capacity
- ➔ **Compact Packaging**
Reduces waste, freight costs and uses less storage space.
- ➔ **Simplified Cable Management**
Optimize cable pathways using the integrated T-shaped cable guides and protect cables with snap-on covers
- ➔ **Tool-less Assembly**
Components snap together for quick and easy assembly

PATENTED

KEY FEATURES

- Quick and easy tool-less snap together design takes approximately 3 - 5 minutes to unpack, assemble and install
- Compact packaging is 25% - 57% smaller than comparable managers, easy to ship, requires less storage space, reduces waste and makes cartons easier to handle
- Larger cross-section on single-sided vertical managers provides up to 1/3 more cable management space
- Openings on the side of the manager align with each rack-mount unit
- T-shaped cable guides provide more space between fingers to organize cables by rack-mount unit
- Rounded edges on cable guides and openings protect cables as they enter and exit the manager
- Openings in the back of the manager allow easy front-to-rear cabling
- Snap-on covers secure and protect cables

SPECIFICATIONS

| | |
|--------------------------------------|--|
| Description | Vertical and horizontal cable managers for open two- and four-post CPI Rack Systems For indoor use only, in environmentally controlled areas; may not be used outdoors, in harsh environments or in air-handling spaces |
| Single-Sided Cable Manager Includes: | Four vertical side sections with T-shaped cable guides (fingers) spaced 1U apart Four mid panels with attachment points for cable management accessories Two splice plates used to assemble the top and bottom side sections Two half-height covers that snap onto the T-shaped cable guides Eight M8 hex bolts, washers and hex flange nuts to secure cable managers to the rack |
| Double-Sided Cable Manager Includes: | Four vertical side sections with T-shaped cable guides (fingers) spaced 1U apart Four mid panels with attachment points for cable management accessories Two splice plates used to assemble the top and bottom side sections Four half-height covers that snap onto the T-shaped cable guides Eight M8 hex bolts, washers and hex flange nuts to secure cable managers to the rack |
| Horizontal Cable Manager Includes: | One 19"W EIA rack-mount cable manager with T-shaped cable guides (fingers) One cover that snaps onto the T-shaped cable guides Four #12-24 x 1" rack-mount screws and four M6 x 25 mm rack-mount screws |
| Construction: | Snaps together |
| Finish: | Black epoxy-polyester hybrid powder coat paint on steel parts; black plastic |

Availability Statement

US & Canada

+1-800-834-4969
Toronto, Ontario, Canada
+905-850-7770
chatsworth.com
techsupport@chatsworth.com

Latin America

+52-55-5203-7525
Toll Free within Mexico
01-800-01-7592
chatsworth.com.co

Europe

+44-1628-524-834
chatsworthproducts.co.uk

Middle East & Africa

Dubai, UAE
+971-4-2602125
chatsworth.ae

Asia Pacific

+86 21 6880-0266
chatsworth.com.cn



CHATSWORTH
PRODUCTS

SPECIFICATIONS

| | |
|-------------|---|
| Packaging: | Each vertical cable manager ships unassembled in a single carton Each horizontal cable manager ships fully assembled in a single carton |
| Sizes: | See ordering information at right |
| Cable Fill: | See cable fill table at www.chatsworth.com/cablefill |
| Material: | Vertical cable manager has steel mid panels and splice plates and plastic sides; covers on 3.6"W (91mm) and 6"W (152 mm) managers are plastic; covers on 10"W (254 mm) and 12" (305 mm) managers are steel with plastic hinges Horizontal cable manager is plastic |
| Finish: | |

USE WITH

- Standard Rack 3"D (80 mm)
- QuadraRack™ Server Frame
- QuadraRack™ 4-Post Frame
- Adjustable QuadraRack™
- Adjustable ServerRack
- Adjustable Rail QuadraRack™
- Adjustable Rail ServerRack

RELATED PRODUCTS

- Cable Spool Kit
- Cable Lashing Bar Kit
- Cable Ring Kit
- Jumper Trays
- Patch Panel Wire Management Bar

Design

Velocity Cable Management includes single- and double-sided vertical cable managers available in four widths and three heights, and matching single-sided horizontal cable managers in three heights. The vertical cable managers ship unassembled in compact packaging to reduce shipping costs and storage space, providing easier staging and handling on the job site with less packaging to remove. No tools are required to assemble the cable manager. The components simply snap together and the manager bolts to the side of the rack with included hardware.

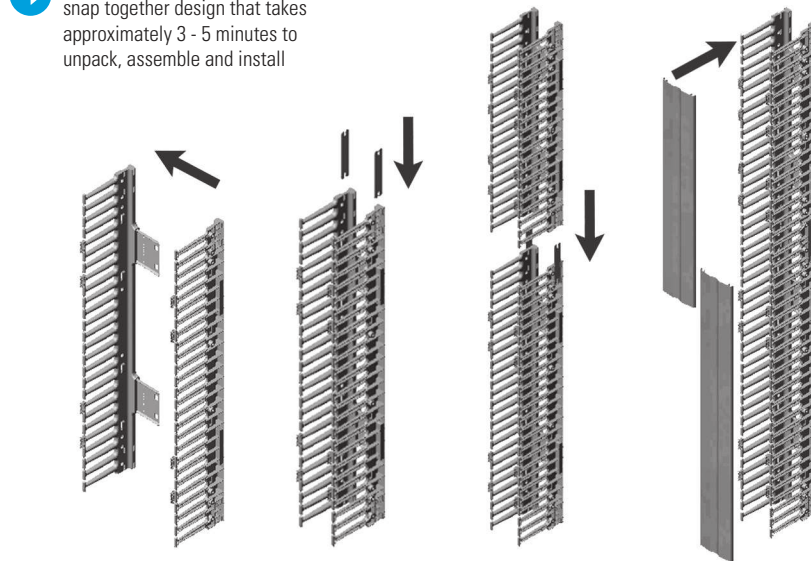
The vertical cable manager features a large cross section to maximize internal cable management space. To simplify cable management, T-shaped cable guides and openings on the sides of the manager align with each rack-mount unit and have rounded edges to protect cables from snags. Snap-on covers are included and swing open to the right or left to provide easy access and protect cables when closed. The manager has openings in the body which allow cables to pass easily front-to-rear. Add the accessory Cable Spool Kit to manage fiber, the Cable Lashing Bar Kit to secure large cable bundles or the Cable Ring Kit to create a rear pathway on the back of single-sided managers.

The horizontal cable manager ships fully assembled and also features T-shaped cable guides at the top and bottom of the manager to organize patch cords. Two cable openings in the rear of the manager allow front-to-rear cabling and the snap-on cover stays in the opened position to provide easy access to cables.

See inside for product details. Contact CPI Technical Support for configurations assistance.



Features quick and easy tool-less snap together design that takes approximately 3 - 5 minutes to unpack, assemble and install



Step 1: Insert mid panel into plastic cable side section

Step 2: Insert the two splice plates into the slots at the end of each side section

Step 3: Slide the top side section onto the protruding ends of the splice plates until fully seated

Step 4: Mount each cover by positioning over the hinges and pressing firmly to snap into place


ORDERING INFORMATION

| Part Number | Single-Sided Vertical Cable Managers H x W x D in (mm) | Shipping Weight lb (kg) |
|-----------------------------------|--|----------------------------|
| For 6'H (1.8 m), 38U Racks | | |
| 13901-701 | 70 x 3.6 x 9.7 (1778 x 91 x 246) | 17 (7.7) |
| 13902-701 | 70 x 6 x 9.8 (1778 x 152 x 249) | 19 (8.2) |
| 13904-701 | 70 x 10 x 10.3 (1778 x 254 x 262) | 30 (13.6) |
| 13905-701 | 70 x 12 x 10.4 (1778 x 305 x 264) | 32 (14.5) |
| For 7'H (2.1 m), 45U Racks | | |
| 13901-703 | 80.5 x 3.6 x 9.7 (2045 x 91 x 246) | 18 (8.2) |
| 13902-703 | 80.5 x 6 x 9.8 (2045 x 152 x 249) | 20 (9.1) |
| 13904-703 | 80.5 x 10 x 10.3 (2045 x 254 x 262) | 32 (14.5) |
| 13905-703 | 80.5 x 12 x 10.4 (2045 x 305 x 264) | 34 (15.4) |
| For 8'H (2.4 m), 51U Racks | | |
| 13901-715 | 91 x 3.6 x 9.7 (2311 x 91 x 246) | 18 (8.2) |
| 13902-715 | 91 x 6 x 9.8 (2311 x 152 x 249) | 20 (9.1) |
| 13904-715 | 91 x 10 x 10.3 (2311 x 254 x 262) | 32 (14.5) |
| 13905-715 | 91 x 12 x 10.4 (2311 x 305 x 264) | 34 (15.4) |

Notes: Color is Black. Velocity Single-Sided Vertical Cable Managers are 9.5 inches deep (241 mm) without doors. The overall depth listed in the order table varies due to the bevel on the door which differs slightly with width. Usable depth is 7.5 inches (191 mm). Usable width is 1.3 inches (33 mm) less than overall width.

| Part Number | Double-Sided Vertical Cable Managers H x W x D in (mm) | Shipping Weight lb (kg) |
|-----------------------------------|--|----------------------------|
| For 6'H (1.8 m), 38U Racks | | |
| 13911-701 | 70 x 3.6 x 16.4 (1778 x 91 x 417) | 23 (10.4) |
| 13912-701 | 70 x 6 x 16.6 (1778 x 152 x 422) | 26 (11.8) |
| 13914-701 | 70 x 10 x 17.5 (1778 x 254 x 445) | 37 (16.8) |
| 13915-701 | 70 x 12 x 17.8 (1778 x 305 x 446) | 40 (18.1) |
| For 7'H (2.1 m), 45U Racks | | |
| 13911-703 | 80.5 x 3.6 x 16.4 (2045 x 91 x 417) | 25 (11.8) |
| 13912-703 | 80.5 x 6 x 16.6 (2045 x 152 x 422) | 28 (12.7) |
| 13914-703 | 80.5 x 10 x 17.5 (2045 x 254 x 445) | 40 (18.1) |
| 13915-703 | 80.5 x 12 x 17.8 (2045 x 305 x 446) | 43 (19.5) |
| For 8'H (2.4 m), 51U Racks | | |
| 13911-715 | 91 x 3.6 x 16.4 (2311 x 91 x 417) | 27 (12.2) |
| 13912-715 | 91 x 6 x 16.6 (2311 x 152 x 422) | 30 (13.6) |
| 13914-715 | 91 x 10 x 17.5 (2311 x 254 x 445) | 44 (20.0) |
| 13915-715 | 91 x 12 x 17.8 (2311 x 305 x 446) | 47 (21.3) |

Notes: Color is Black. Velocity Double-Sided Vertical Cable Managers are 16 inches deep (406 mm) without doors. The overall depth listed in the order table varies due to the bevel on the door which differs slightly with width. Usable depth in the front of the manager is 7.5 inches (191 mm). Usable depth at the rear of the manager is 5.5 inches (140 mm). Usable width is 1.3 inches (33 mm) less than overall width.



Single-Sided (13905-703)

Double-Sided (13915-703)

| Single-Sided Horizontal Cable Managers | | |
|--|-------------------------------------|----------------------------|
| Part Number | Description H x W x D in (mm) | Shipping Weight lb (kg) |
| 13930-701 | 1U x 19 x 5.9 (150) | 2 (0.9) |
| 13930-702 | 2U x 19 x 5.9 (150) | 3 (1.4) |
| 13930-703 | 3U x 19 x 5.9 (150) | 3 (1.4) |

Notes: Color is Black. 1U = 1.75 inches (44.45 mm); the overall height of the manager is .03 inches (0.16 mm) less than the full rack-mount unit height. Usable depth is 3.7 inches (94 mm). The usable height of the manager varies but is 1.2 inches (31 mm) less than the overall height of the manager at the narrowest point.

ACCESSORIES



Cable Spool Kit

The Cable Spool Kit includes four small cable spools to provide slack management and strain relief for patch cords and jumper cables inside the Velocity Vertical Cable Managers.

- Use in 6"W (152 mm) or wider vertical cable managers; one kit per side
- Attaches to the mid panel with included hardware
- Spools are 2" (51 mm) in diameter and 6"L (152 mm)
- Made from aluminum; painted black
- Each kit includes four spools and mounting hardware



Cable Distribution Spools

Cable Distribution Spools provide slack management and strain relief for patch cords and jumper cables inside Velocity Vertical Cable Managers.

- Use in 10"W (254 mm) or 12"W (305 mm) vertical cable manager, (will not fit in other sizes)
- Attaches to the mid panel with included hardware
- Spools are 2.75" (69.9 mm) in diameter and 5.9"L (150 mm)
- Made from black plastic
- Each kit includes four spools and mounting hardware



Cable Distribution Spool Spacer Kit

Cable Distribution Spool Spacer Kit includes eight spacers that are used with the Cable Distribution Spools (P/N 15008-001) inside Velocity Vertical Cable Managers to offset the spool so that the front edge of the spool is close to the front edge of the cable management fingers.

- Use in 10"W (254 mm) or 12"W (305 mm) vertical cable managers; use on the front side of double-sided managers only
- Attaches to the mid panel with included hardware
- Spacers are 2.8" (71 mm) in diameter and 2.5"L (64 mm)
- Made from black plastic
- Each kit includes eight spacers and mounting hardware



Cable Lashing Bar Kit

The Cable Lashing Bar Kit provides tie points for cables inside Velocity Vertical Cable Managers.

- Use in 6"W (152 mm) or wider vertical cable managers; one kit per side
- Attaches to the rear/mid panel with included hardware
- Bars are .23" (5.7 mm) in diameter; two bars are 23.7"L (602 mm); four bars are 16.6"L (422 mm)
- Made from steel; zinc-plated, silver-colored
- Each kit includes six lashing bars and mounting hardware

| Velocity Cable Management for Rack Systems | | |
|--|--|----------------------------|
| Part Number | Description H x W ft (m) x in (mm) | Shipping Weight lb (kg) |
| 13935-701 | Cable Spool Kit, Black, Pack of 4 | 2 (0.9) |
| 15008-001 | Distribution Spools, Black, Pack of 4 | 2 (0.9) |
| 35505-001 | Distribution Spool Spacer Kit, Black | 1 (0.5) |
| 13928-001 | Cable Lashing Bar Kit, Zinc Plated, Silver | 2 (0.9) |
| 13934-716 | Cable Ring Kit, For 3.6"W (91 mm) x 6"H (1.8 m) Managers | 8 (3.6) |
| 13934-717 | Cable Ring Kit, For 3.6"W (91 mm) x 7"H (2.1 m) Managers | 9 (4.1) |
| 13924-718 | Cable Ring Kit, For 3.6"W (91 mm) x 8"H (2.4 m) Managers | 11 (5.0) |
| 13934-726 | Cable Ring Kit, For 6"W (152 mm) x 6"H (1.8 m) Managers | 9 (4.1) |
| 13934-727 | Cable Ring Kit, For 6"W (152 mm) x 7"H (2.1 m) Managers | 11 (5.0) |
| 13934-728 | Cable Ring Kit, For 6"W (152 mm) x 8"H (2.4 m) Managers | 12 (5.4) |
| 13934-746 | Cable Ring Kit, For 10"W (254 mm) x 6"H (1.8 m) Managers | 12 (5.4) |
| 13934-747 | Cable Ring Kit, For 10"W (254 mm) x 7"H (2.1 m) Managers | 14 (6.4) |
| 13934-748 | Cable Ring Kit, For 10"W (254 mm) x 8"H (2.4 m) Managers | 15 (6.8) |
| 13934-756 | Cable Ring Kit, For 12"W (305 mm) x 6"H (1.8 m) Managers | 14 (6.4) |
| 13934-757 | Cable Ring Kit, For 12"W (305 mm) x 7"H (2.1 m) Managers | 16 (7.3) |
| 13934-758 | Cable Ring Kit, For 12"W (305 mm) x 8"H (2.4 m) Managers | 18 (8.2) |



Cable Ring Kit

The Cable Ring Kit creates a separate cable pathway on the back of a Velocity Single-Sided Vertical Cable Manager for premise cables.

- Match the kit to the width and height of the vertical cable managers; one kit per manager
- Attaches to the sides with included hardware
- Rings are C-shaped, 3.0"H x 7.7"D (76 mm x 196 mm), with a plastic latch that spins open to provide access to cables
- Cable opening on 3.6"W (91 mm) rings is 1.4"W (36 mm); cable opening on other rings is 3.8"W (97 mm)
- Rings are made from aluminum and painted black; latch is black plastic
- Each kit includes multiple rings and mounting hardware. The (-7X6) kits include six rings, the (-7X7) kits include seven rings, the (-7X8) kits include eight rings
- Color is black.



Scan or click here to visit our CPI Online Catalog.

For product CSI Specs visit the Support & Downloads page on www.chatsworth.com.