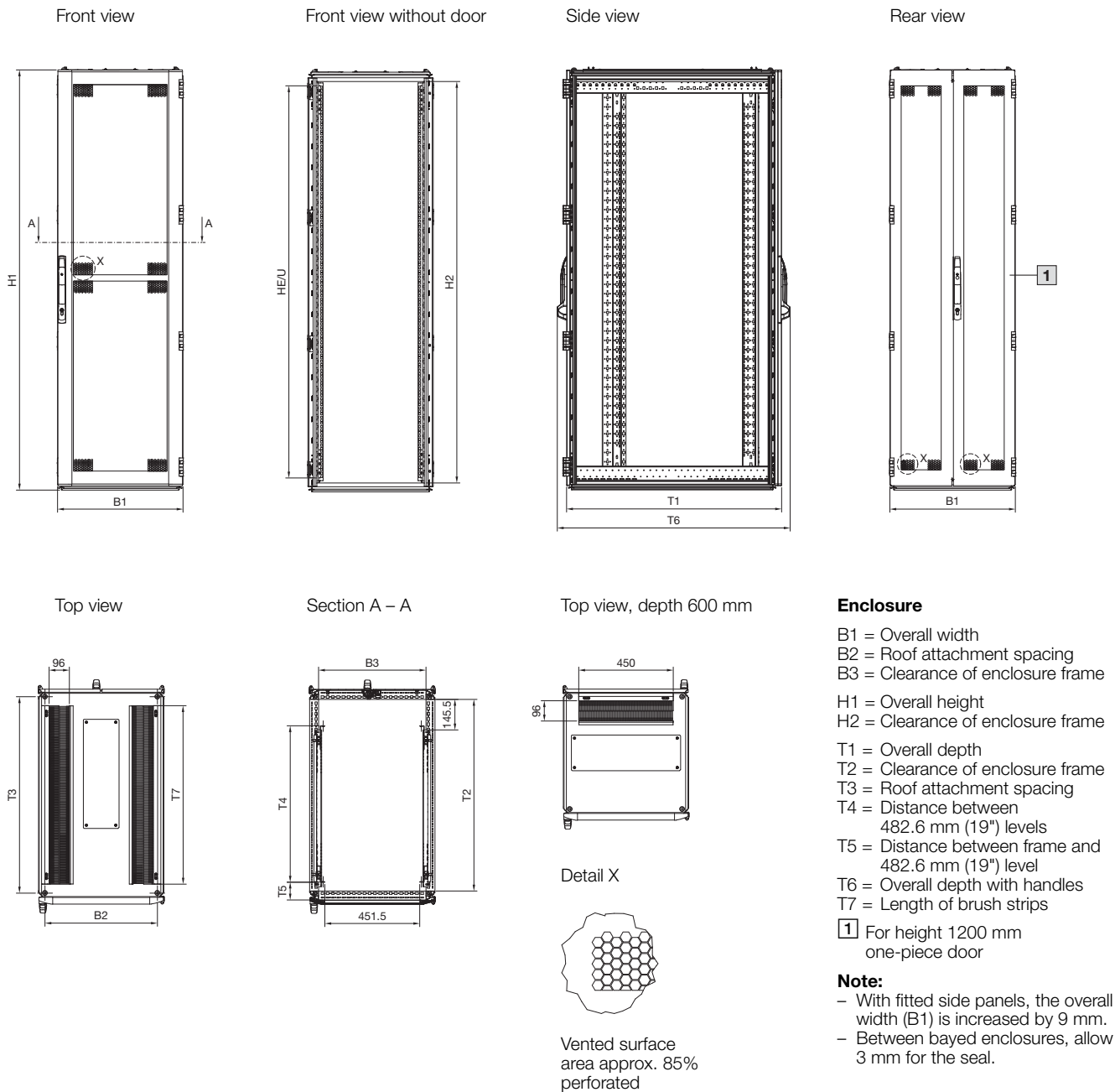


Enclosures

IT enclosure systems

Network/server enclosures TS IT

with vented door, with 482.6 mm (19") mounting angles, width 600 mm

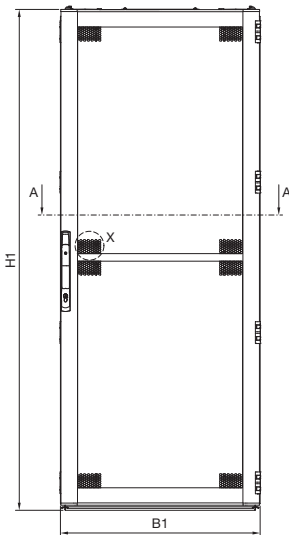


| Model No. DK | U | Width dimensions mm | | | Height dimensions mm | | Depth dimensions mm | | | | | | |
|--------------|----|---------------------|-----|-----|----------------------|------|---------------------|------|------|-----|-----|------|------|
| | | B1 | B2 | B3 | H1 | H2 | T1 | T2 | T3 | T4 | T5 | T6 | T7 |
| 5508.110 | 42 | 597 | 535 | 512 | 1998.5 | 1912 | 1024 | 912 | 935 | 745 | 84 | 1111 | 850 |
| 5510.110 | 42 | 597 | 535 | 512 | 1998.5 | 1912 | 1224 | 1112 | 1135 | 745 | 144 | 1311 | 1050 |
| 5513.110 | 47 | 597 | 535 | 512 | 2198.5 | 2112 | 1024 | 912 | 935 | 745 | 84 | 1111 | 850 |
| 5515.110 | 47 | 597 | 535 | 512 | 2198.5 | 2112 | 1224 | 1112 | 1135 | 745 | 144 | 1311 | 1050 |
| 5526.110 | 24 | 597 | 535 | 512 | 1198.5 | 1112 | 624 | 512 | 535 | 345 | 84 | 711 | – |
| 5527.110 | 38 | 597 | 535 | 512 | 1798.5 | 1712 | 624 | 512 | 535 | 345 | 84 | 711 | – |
| 5528.110 | 38 | 597 | 535 | 512 | 1798.5 | 1712 | 824 | 712 | 735 | 545 | 84 | 911 | 650 |
| 5529.110 | 42 | 597 | 535 | 512 | 1998.5 | 1912 | 624 | 512 | 535 | 345 | 84 | 711 | – |
| 5530.110 | 42 | 597 | 535 | 512 | 1998.5 | 1912 | 824 | 712 | 735 | 545 | 84 | 911 | 650 |
| 5531.110 | 47 | 597 | 535 | 512 | 2198.5 | 2112 | 824 | 712 | 735 | 545 | 84 | 911 | 650 |

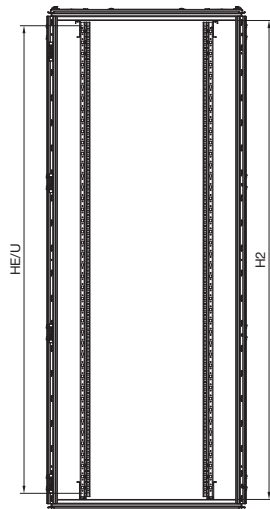
Network/server enclosures TS IT

with vented door, with 482.6 mm (19") mounting angles, width 800 mm

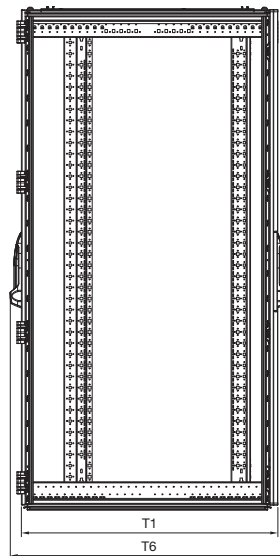
Front view



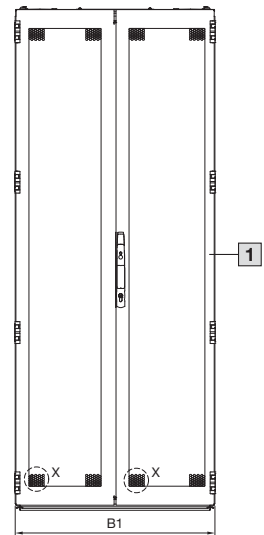
Front view without door



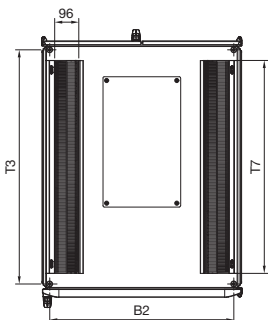
Side view



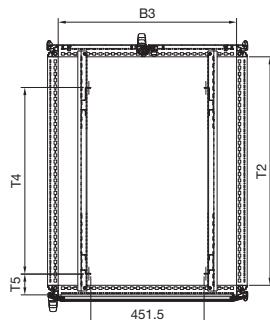
Rear view



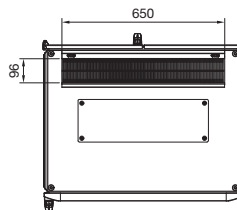
Top view



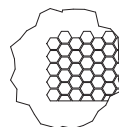
Section A – A



Top view, depth 600 mm



Detail X



Vented surface area approx. 85% perforated

Enclosure

- B1 = Overall width
- B2 = Roof attachment spacing
- B3 = Clearance of enclosure frame
- H1 = Overall height
- H2 = Clearance of enclosure frame
- T1 = Overall depth
- T2 = Clearance of enclosure frame
- T3 = Roof attachment spacing
- T4 = Distance between 482.6 mm (19") levels
- T5 = Distance between frame and 482.6 mm (19") level
- T6 = Overall depth with handles
- T7 = Length of brush strips

1 For height 1200 mm one-piece door

Note:

- With fitted side panels, the overall width (B1) is increased by 9 mm.
- Between bayed enclosures, allow 3 mm for the seal.

| Model No. DK | U | Width dimensions mm | | | Height dimensions mm | | Depth dimensions mm | | | | | | |
|--------------|----|---------------------|-----|-----|----------------------|------|---------------------|------|------|-----|-----|------|------|
| | | B1 | B2 | B3 | H1 | H2 | T1 | T2 | T3 | T4 | T5 | T6 | T7 |
| 5503.110 | 24 | 797 | 735 | 712 | 1198.5 | 1112 | 824 | 712 | 735 | 545 | 147 | 911 | 650 |
| 5504.110 | 24 | 797 | 735 | 712 | 1198.5 | 1112 | 1024 | 912 | 935 | 745 | 87 | 1111 | 850 |
| 5505.110 | 38 | 797 | 735 | 712 | 1798.5 | 1712 | 824 | 712 | 735 | 545 | 147 | 911 | 650 |
| 5506.110 | 42 | 797 | 735 | 712 | 1998.5 | 1912 | 624 | 512 | 535 | 445 | 87 | 711 | - |
| 5507.110 | 42 | 797 | 735 | 712 | 1998.5 | 1912 | 824 | 712 | 735 | 545 | 147 | 911 | 650 |
| 5509.110 | 42 | 797 | 735 | 712 | 1998.5 | 1912 | 1024 | 912 | 935 | 745 | 87 | 1111 | 850 |
| 5511.110 | 42 | 797 | 735 | 712 | 1998.5 | 1912 | 1224 | 1112 | 1135 | 745 | 147 | 1311 | 1050 |
| 5512.110 | 47 | 797 | 735 | 712 | 2198.5 | 2112 | 824 | 712 | 735 | 545 | 147 | 911 | 650 |
| 5514.110 | 47 | 797 | 735 | 712 | 2198.5 | 2112 | 1024 | 912 | 935 | 745 | 87 | 1111 | 850 |
| 5516.110 | 47 | 797 | 735 | 712 | 2198.5 | 2112 | 1224 | 1112 | 1135 | 745 | 147 | 1311 | 1050 |