








# Blechlocher/Hole punching tools/Emporte-Pièce/Punzónes

Bedienungsanleitung/Operating manual/Mode d'emploi/Manual de instrucciones

Blechlocher/ Hole punching tools		mm		mm	Anzahl Pole/ Number of pole		Best.-Nr./ Model No
		Stahlblech/ Sheet steel	Edelstahl/ Stainless steel				
	rechtckig/ rectangular	2,0	–	22,0 x 30,0	–	17	4055.400
		2,0	–	22,0 x 42,0	–	17	4055.401
		2,0	–	45,0 x 92,0	–	24	4055.402
		2,0	–	46,0 x 92,0	–	24	4055.403
	schwere Steckverbinder/ heavy connectors	2,0	–	36,0 x 52,0	6	24	4055.460
		2,0	–	36,0 x 65,0	10	24	4055.461
		2,0	–	36,0 x 86,0	16	24	4055.463
		2,0	–	36,0 x 112,0	24	24	4055.465
	quadratisch/ square	2,0	–	22,2 x 22,2	–	14	4055.322
		3,0	–	45,5 x 45,5	–	20	4055.345
		3,0	–	46,0 x 46,0	–	20	4055.346
		3,0	–	50,8 x 50,8	–	24	4055.350
		3,0	–	68,0 x 68,0	–	24	4055.368
		3,0	–	92,0 x 92,0	–	30	4055.392
	Sub-D/ sub-D	2,0	1,5	19,8 x 11,3	9	10	4055.470
		2,0	1,5	28,2 x 11,3	15	10	4055.471
		1,75	1,25	41,9 x 11,3	25	10	4055.472
		1,75	1,25	58,4 x 11,3	37	10	4055.473
		1,65	1,0	55,7 x 13,9	50	10	4055.474
	Spezialkontur/ special contour	2,0	–	Ø 22,5 mit 3 mm Nase with 3 mm lug	–	14	4055.440
		2,0	–	Ø 22,5 4-seitig abgeflacht auf 20,1 mm Flattened to 20.1 mm on 4 sides	–	14	4055.441

ENCLOSURES

POWER DISTRIBUTION

CLIMATE CONTROL

IT INFRASTRUCTURE

SOFTWARE & SERVICES



# Rittal – The System.

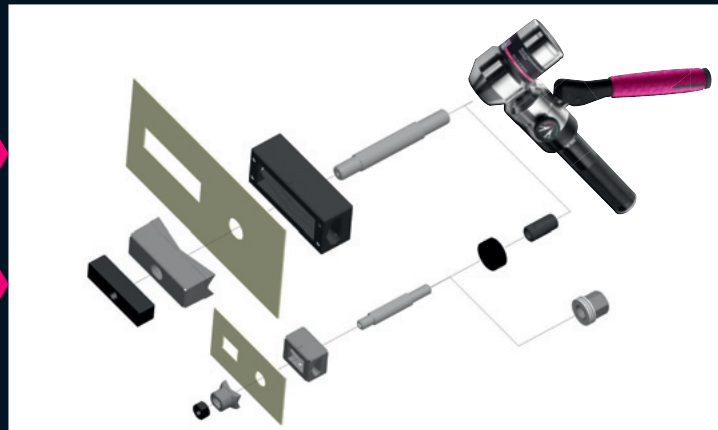
Faster – better – everywhere.

## Blechlocher/Hole punching tools/Emporte-Pièce/Punzones

Bedienungsanleitung/Operating manual/Mode d'emploi/Manual de instrucciones



Made in Germany



- Achtung:**
- Gewinde der Zugschrauben immer gut ölen.
  - Aufsetzen der Stempelspitzen auf dem Matrizenboden vermeiden.
- Attention:**
- Threads always to be greased sufficiently.
  - Punch tips must not touch die bottom.

- Attention:**
- Toujours bien huiler le filetage des vis de traction.
  - Éviter de poser la pointe du poinçon sur l'outil inférieur.
- Atención:**
- Mantenga las rosas de los tornillos de ajuste siempre bien aceitadas.
  - Evite la colocación de las puntas del troquel sobre el plato de la matriz.

You can find the contact details of all Rittal companies throughout the world here.



[www.rittal.com/contact](http://www.rittal.com/contact)

ENCLOSURES

POWER DISTRIBUTION

CLIMATE CONTROL

IT INFRASTRUCTURE

SOFTWARE & SERVICES

